



User Manual FastReport Corporate Server

Preface

The documentation may contain hyperlinks to various resources on the internet. These links are current at the time of writing the documentation. "Fast Reports" is not responsible for their availability at the time of reading the documentation or any damage caused by them.

TERMS

TERMS	DESCRIPTION
Report (Prepared report)	A document that can be generated from a set of data retrieved from an application, file, or database. Reports are typically created based on a predefined template but can also be built using application code. Reports can be interactive and rebuilt (modified) based on user commands (manipulations). Prepared Report is a formatted document saved in the internal format of the report generation system. A prepared report cannot be rebuilt or modified but can be exported to files in other formats.
Template	A predefined layout for subsequent report generation. A template can be stored in a file, database, or network resource. A report template can contain bindings to external data, their descriptions, parameters, and scripts. A special program called a designer can be used to edit the template.
Export	A document or file in a specific format generated based on a prepared report. For example, PDF, Excel, JPEG, and other file formats. File generation can be combined with sending it as an email message or saving it to network storage.
Designer	A program for creating and editing report templates. It can be installed on a computer or operate in a browser (online designer).

Key features

This section will guide you through the key features of FastReport Corporate Server, provide a quick introduction to the product, and help you navigate to the article that interests you. For more details on FastReport Corporate Server, refer to [the article](#).

Report Builder

The report builder is powered by the FastReport .NET report generation library. It allows you to create reports and documents based on predefined templates.

Private Cloud

The entire infrastructure is located within the customer's network. Flexible document and report generation management with consideration for the company's security policies.

Template and Report Management

FastReport Corporate Server allows you to store templates and reports in a virtual file system. All standard file operations are available: upload, copy, rename, and move.

Sharing

Templates, reports, and other files can be shared via a link. A person accessing the file through the link can have minimal rights, such as read-only access to the file, or permission to edit it through the Online Designer.

A detailed description of this feature will be provided later.

Collaborative work

Multiple users can be added to a workspace, allowing each user to access workspace resources: templates, reports, data sources, and other resources.

Permissions System

A flexible permissions system allows you to set different levels of access for team members or groups. For example, one user group might be able to create new reports in the designer, while another group might be able to build and print PDF reports from templates.

Data Sources

Data sources can be created directly within the FastReport Corporate Server infrastructure. A pre-configured data source is included in the report template. You can also connect to MySQL, MsSql, PostgreSQL, OracleDB, Json, XML, CSV, and other sources directly from the report itself.

Online Designer

Report templates can be created and edited on any platform, even from a mobile device.

What is FastReport Corporate Server?

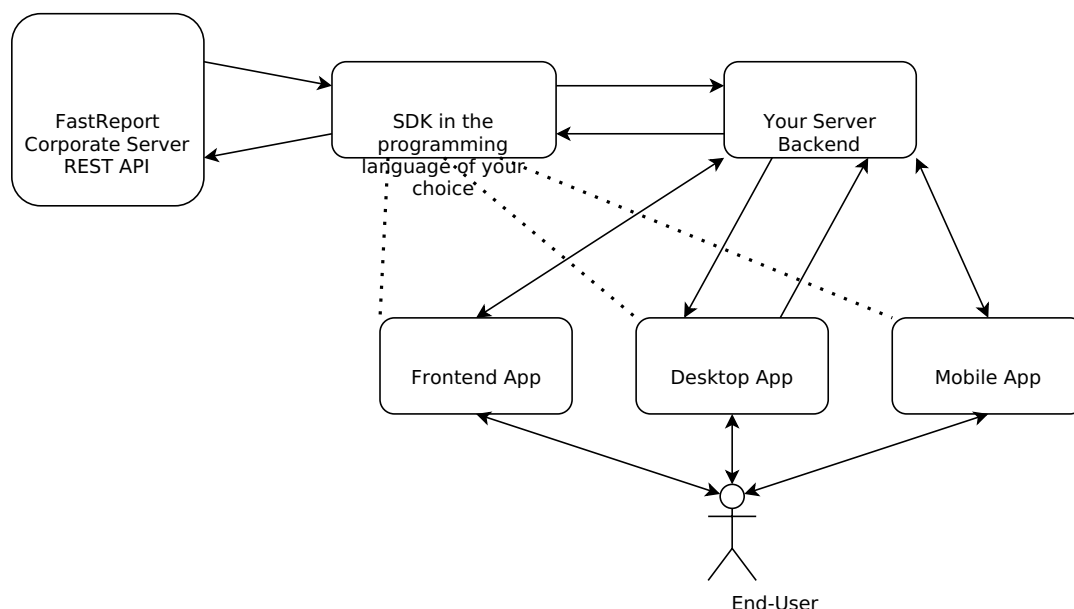
FastReport Corporate Server is a suite of services provided by "Fast Reports" that can be used by programmers, report developers, and end users. The core services include:

1. A storage for reports and templates (report template — internal storage `frx` format) with the ability to upload, copy, move, rename, modify attributes, delete, and download report files.
2. Access rights segregation for user resources in the cloud.
3. Report Builder: This service allows you to generate reports or printed documents based on templates stored in the internal repository.
4. Online Template Designer: Provides the ability to create new templates or edit existing ones.

The report builder is powered by the FastReport .NET report generator library. The builder provides access to shared resources through a unified service queue. This means that when a request is made to the builder, it is placed in a service queue and processed within a certain time frame.

How does FastReport Corporate Server work?

The FastReport Corporate Server provides a REST API for integration into any server application. Below is an approximate workflow scheme.



There is a possibility to integrate it into the client application, however, for security purposes, we do not recommend sharing your account through client applications

Let's consider a simple example of a user receiving a report in a PDF file. This is not the only solution to this problem, but it is a recommended one.

1. The end-user opens a client application. This can be any application with internet access: Android, iOS, TV, Windows, web, PWA...
2. The end-user requests to view the report (PDF file) in the application.
3. The application connects to a backend server, where the connection string to the FastReport Corporate Server access point is specified. This approach will protect your access keys to the FastReport account.
4. The server, using the FastReport.Cloud.SDK or directly making an HTTP request to the FastReport Corporate Server access point via the REST API protocol, contacts the report builder and requests the PDF file. It then waits for the response for a certain amount of time.
5. The report builder processes the task.

6. The server downloads the result of the task execution (PDF file) and returns it to the client application.

How does FastReport Corporate Server differ from the FastReport .NET library?

The suite of services of the FastReport Corporate Server uses the FastReport .NET library, transferring the load of report generation from the client application to a clustered server infrastructure. The following table shows the differences between the clustered solution and the embedded one:

	FASTREPORT CORPORATE SERVER	FASTREPORT .NET
Programming language	Any, allows to use the service from any application	C#, VB, and other .NET languages
Report Builder	Remote, on cloud computing resources	Locally on the server or in the client application
Access management	Provides flexible access management to resources	Needs to be developed manually
Internet access	Internet access is required	Can work without network access

Workspace

Workspace is a unit of access to resources in FastReport Corporate Server. To be able to create templates, build reports, work with files, and use other features of FastReport Corporate Server, you need access to a Workspace.

Several users can be connected to a Workspace. The user limit is specified in the subscription plan.

The subscription plan is created in the administrator panel.

TERMS

TERM	DESCRIPTION
Workspace	A unit of access to resources within the FastReport Corporate Server. A Workspace stores settings for user permissions and rights
Subscription	Access to a Workspace is time-limited. The identifier (ID) of a Workspace is unique. A Workspace keeps a history of subscription periods. Only one period can be active at a time, ensuring clear separation of resource access based on the subscription plan
Subscription period	The duration of a specific subscription plan. During a subscription period, access to FastReport Corporate Server resources is granted based on the list outlined in the subscription plan
Subscription Plan	A set of resources that are accessible, along with a list of limitations for those resources

Subscription Plan

A subscription plan contains information about the following resources:

1. [Storage volume](#) limit for files. The volume of [templates](#), prepared [reports](#) and [exports](#) results is specified separately.
2. Maximum size of the uploaded template or report in FastReport Corporate Server, it is not possible to upload files to the export storage.
3. Time period — the duration of the subscription plan.
4. The read-only period is the duration of the subscription plan. Upon expiration of the subscription period, the read-only mode will be activated. After the expiration of this mode, the workspace will be locked.

Please note! There is no access to the locked workspace, for example, it is not possible to download or delete files stored in the FastReport Corporate Server. After some time, the locked workspace will be automatically deleted or deleted upon user request.

5. Number of [groups](#) — the maximum number of groups that can be created in the workspace.
6. Ability to use the [online designer](#) — activation of the ability to use the online designer in the workspace.
7. Number of [data sources](#) — indicates the maximum number of data sources that can be created for the workspace. It does not affect the number of data sources within the report.
8. Number of users (slots) — indicates the maximum number of users that can be added to a single workspace.

9. Ability to use infinite pages in reports — enables or disables the ability to use infinite pages in reports. With this feature disabled, reports with an infinite page will be marked as invalid.
10. Number of pages in the report — indicates the maximum number of pages that can be in the report. If the number of pages exceeds the allowed limit, the report will be built with the available number.
11. Access to the task system API — contains a list of tasks that are allowed to be called.
 1. Preparing a report from a template.
 2. Exporting the template.
 3. Exporting the report.
 4. Transporting the result through Email.
 5. Transporting the result through a Webhook.
 6. Checking the data source.

Properties

The workspace contains the following properties:

1. Name.

For the convenience of identification, the user can assign a name to the workspace themselves. This name will be displayed in the user panel. In addition to the name of the workspace, the user can also see the name of the subscription plan.

By default, this property is not set, and the workspace will be designated either by the name of the subscription plan or by the identification number.

2. Root directories.

This property cannot be set manually. It stores information about the identifiers of the root directories of the virtual file system. There is a total of 3 root directories: templates, reports, and exports.

3. User invites.

In addition to manually adding users to the workspace, you can generate up to five invites. They are used for automatically adding users via a link. Each invite has an expiration date and a usage limit.

4. Default permissions.

They replace all unspecified resource access parameters during checks. For example, if you specify in the default permissions for files `Other.Get = Download`, then subscription users will be able to download all files. To make an exception to these rules, access rights must be configured for a specific resource. More details about permissions can be found in the "[User Permissions](#)" section.

5. Default language.

It specifies which localization to apply during export or report generation, for example, for date and time format. If a specific value is not specified in the export request or the build request, the default language will be used.

6. Active subscription plan.

Information about the subscription plan that is currently active. Please note that only one subscription plan can be active at any given time. For example, if the old period is still valid, but a new subscription for the workspace has been issued, the old period will be placed in the history, and the new subscription plan will be set as active.

User permissions

Subscription user permissions are divided into 5 groups.

1. **Get** — getting information.
 1. **Entity** — getting information about the subscription and the workspace.
 2. **Users** — getting a list of users in the workspace.
 3. **Permission** — getting information about user permissions in the workspace.
 4. **RootDirectory** — getting information about the root directories of the workspace.
 5. **DataSources** — getting a list of data sources in the workspace.
 6. **Groups** — getting a list of workspace groups.
 7. **DefaultPermissions** — getting a list of resource permissions for users, for example, to files.
 8. **Invites** — getting a list of invites.
2. **Update** — updating any properties of the workspace.
 1. **Name** — workspace name.
 2. **DefaultPermissions** — regulating default access rights to workspace resources, such as files.
 3. **Locale** — changing the language and localization for report generation.
3. **Create** — creating or adding any information to the workspace.
 1. **DataSource** — creating a new data source.
 2. **Group** — creating a new group.
 3. **User** — adding a user to the workspace.
 4. **Invites** — creating new invites for users to the workspace.
4. **Delete** — deleting information directly related to the subscription.
 1. **Users** — removing a user from the workspace.
 2. **Invites** — deleting the issued invitation.
5. **Administrate** — administrative access to subscription rights.
 1. **Owner** — editing the subscription owner and their associated rights.
 2. **Group** — editing the rights of user groups.
 3. **Other** — editing the rights of subscription users.
 4. **Anon** — editing the rights for anonymous access to the subscription.

The rights model works uniformly for all elements of the cloud and is described in the ["User Permissions"](#) section.

File storage

The FastReport Corporate Server has its own cloud storage within the infrastructure with support for a virtual file system. The storage is divided into three types of categories, each of which has its own volume limit:

1. Report templates.
2. Reports.
3. Exports from reports.

For each category, an isolated file system with directories and files is used.

There are no nesting limits for the directories, but we recommend not using more than 3 levels of nesting. It is not possible to create an infinite number of files and directories, as the minimum volume of an empty directory and any file is 16 KB.

Main Properties of Files and Directories

Below is a list of the basic properties common to all directories and all types of storage.

1. **Name** — displayed name of the file or directory.
 - The file name cannot be empty.
 - The file name cannot exceed 250 characters.
 - The file name cannot contain the following characters: double quote `"`, less than sign `<`, greater than sign `>`, vertical bar `|`, colon `:`, asterisk `*`, question mark `?`, backslash `\`, forward slash `/`, symbol `\0` and a number of other control characters.
 - The virtual file system imposes a constraint on the uniqueness of file names, i.e., two files cannot have the same name.

2. **Type** — type, stores information on whether this resource is a file or a directory.

3. **Id** — anonymized Identifier, unique for any file.

4. **ParentId** — parent identifier. This is how the file system is structured.

Each file or directory has a parent directory that contains it. The root directory is an exception; it does not have a parent and cannot be assigned one.

5. **Tags** — tag list.

A displayed list of data for easy filtering and representation in the user panel.

6. **Icon** — file or directory icon, no icon by default.

7. **Size** — file or directory size.

The size of a directory is always equal to 16 KB; the size of nested directories and files is not automatically calculated. The minimum size for a file is 16 KB. Each file or directory must belong to a specific workspace.

8. **SubscriptionId** — Subscription or workspace ID.

Each file or directory must belong to a specific workspace.

9. **CreatorUserId** — the ID of the user who created the resource.

10. **EditorUserId** — the ID of the user who last modified the resource.

11. **CreatedTime** — the date and time the resource was created.

12. `EditedTime` — the date and time of the last edit to the resource.

User permissions

User permissions for files are divided into 6 groups:

1. `Get` — getting Information about a file or directory.
 1. `Entity` — information about the file or directory as a whole: name, size, icon, etc.
 2. `Count` — the number of child directories and files within the directory. Not applicable to files.
 3. `Download` — the ability to download the file.
 4. `Permission` — information about user permissions for accessing the file or directory.
 5. `Thumbnail` — low-resolution thumbnail.
2. `Update` — updating information about a file or directory.
 1. `Place` — the ability to move a file or directory to another directory.
 2. `Name` — renaming the file or directory.
 3. `Icon` — changing the icon.
 4. `Tags` — editing the tag list.
3. `Create` — creating or modifying any data directly related to a file or directory.
 1. `Entity` — creating new child elements within a directory.
4. `Delete` — removing data directly related to a file or directory.
 1. `Entity` — deleting a file or directory.
5. `Execute` — launching applications or tasks to process the file or directory.
 1. `Export` — exporting a template or report.
 2. `Prepare` — preparing a report from the template.
 3. `Design` — designing the template.
6. `Administrate` — administrative access to the rights of the file or directory.
 1. `Owner` — editing the owner of the file or directory and their associated rights.
 2. `Group` — editing the rights of user groups.
 3. `Other` — editing the rights of workspace users.
 4. `Anon` — editing the rights for anonymous access to the file or directory.

WebDAV and network directory connection

Currently, FastReport Corporate Server does not support this functionality.

Report template

Report Template is a file in the `.frx` format of the FastReport .NET report generator (`.xml` file with specific structure).

FastReport Corporate Server processes the `.frx` structure and gets meta-information from the report.

Properties

In addition to the [basic file properties](#) the report template stores metadata `ReportInfo`.

1. `ReportInfo` — information from `.frx`.
 1. `Author` — template author. Displayed name.
 2. `Created` — date and time of template creation.
 3. `CreatorVersion` — Version of FastReport .NET in which the template was created.
 4. `Description` — description of the template.
 5. `Modified` — date and time of the last editing of the template.
 6. `Name` — template name.
 7. `Picture` — thumbnail, screenshot, template preview.
 8. `PreviewPictureRatio` — thumbnail scaling factor from 0 to 1.
 9. `SaveMode` — report saving mode used by the FastReport .NET desktop designer.
 10. `SavePreviewPicture` — specifies whether the thumbnail will be saved when saving the report.
 11. `Tag` — any additional information.
 12. `Version` — template version.

Creating a New Template

The following methods are available for creating or modifying report templates:

1. Using the FastReport Corporate Server [user panel](#) you can create and edit templates.
2. Using the [FastReport .NET designer](#).
3. Using the free version of the [FastReport Community](#) designer.

To edit a template on a computer, you first have to download it, modify it using the designer, and then upload it back to the FastReport Corporate Server. In this case, the template will have a different identifier. When editing a report template using the [online designer](#), the template identifier is preserved, so you don't need to update the identifier in your applications.

In new versions of the FastReport Corporate Server and FastReport .NET, it becomes possible to edit templates in the FastReport .NET desktop designer and save them to the FastReport Corporate Server while preserving the identifier and without uploading a new template.

Report Building

Inside FastReport Corporate Server, there is a builder based on FastReport .NET Core, which allows you to generate reports (`.fpx`) from templates. The build of a single report cannot exceed 15 minutes (for security purposes).

A report can also be generated in other formats from the template without saving the prepared report.

User permissions

User permissions are common for all file types. The list is available in the [file storage](#) section.

Report

Report (prepared report) — a file in the `.fpx` format of the FastReport .NET report generator (`.xml` file with a specific structure).

FastReport Corporate Server processes the `.fpx` structure and gets meta-information from the report.

Creating a New Report

A report can be created:

1. Using the FastReport Corporate Server [user panel](#) when building the report template.
2. Uploading a ready file `.fpx` obtained using the FastReport .NET library.

Properties

In addition to the [main properties of the files](#), the report stores metadata `ReportInfo`, the identifier of the template from which the report was generated, and the status of the report.

1. `ReportInfo` — information from `.fpx`.
 1. `Author` — report author. Displayed name.
 2. `Created` — date and time of report generation.
 3. `CreatorVersion` — version of FastReport .NET in which the template was built.
 4. `Description` — description of the report.
 5. `Modified` — date and time of the last edit of the report.
 6. `Name` — report name.
 7. `Picture` — thumbnail, screenshot, report preview.
 8. `PreviewPictureRatio` — thumbnail scaling factor from 0 to 1.
 9. `SaveMode` — report saving mode used by the FastReport .NET desktop designer.
 10. `SavePreviewPicture` — specifies whether the thumbnail will be saved when saving the report.
 11. `Tag` — any additional information.
 12. `Version` — report version.
2. `TemplateId` — identifier of the template in the FastReport Corporate Server cloud storage.
3. `Status` — status of what is currently happening with the report. It can have one of the following values:
 - `None` — no information.
 - `InQueue` — in queue, waiting for its turn to be generated.
 - `InProcess` — report is being executed, in the process of generation.
 - `Success` — report has been successfully generated.
 - `Failed` — generation has failed.
4. `StatusReason` — indicates the reason for the status (usually for "Failed"), or provides additional context.
 - `None` — no information.
 - `AllRight` — nothing impeded a successful generation.
 - `Hang` — the report was in processing for too long and was removed from generation.
 - `Error` — an error occurred in the report.
 - `NotFound` — the handler could not find the file provided to it, or the export file was lost.
 - `NotEnoughSpace` — there is not enough free space in the storage for the report.
 - `PreparationStarted` — generation has started.
5. `Thumbnail` — low-resolution thumbnail.

Exporting a Report

Inside FastReport Corporate Server, there is a builder based on FastReport .NET Core that allows for exporting reports (`.fpx`). For security reasons, the export of one report cannot exceed 15 minutes.

A list of available exports can be found in the [export](#) section.

User Permissions

User permissions are common for all file types. The list is available in the [file storage](#) section.

Export

An export (report in export format) is a file obtained using the FastReport .NET reporting engine. At the moment, there is no way to upload your own files to this storage. The only way a file gets into this storage is by generating a file as a result of an export.

Properties

In addition to the [main file properties](#), the exported report result stores a link to the report from which it was exported, the format that was used at the time of export, and the status - what is currently happening with the file.

1. **Format** — export format. It can have one of 23 values: Pdf, Html, Mht, Image, Biff8, Csv, Dbf, Json, LaTeX, Odt, Ods, Docx, Pptx, Xlsx, Xps, Ppml, PS, Richtext, Svg, Text, Xaml, Xml, Zpl.
2. **ReportId** — identifier of the report in the FastReport Corporate Server cloud storage from which the export result was obtained.
3. **Status** — status of what is currently happening with the export. It can have one of the following values:
 - **None** — no information.
 - **InQueue** — in queue, waiting for its turn to be exported.
 - **InProcess** — export is being processed.
 - **Success** — export was successfully generated.
 - **Failed** — export generation has failed.
4. **StatusReason** — indicates the reason for the status (usually for Failed), or provides additional context.
 - **None** — no information.
 - **AllRight** — nothing impeded the export process.
 - **Hang** — indicates that the report was in processing for too long and was removed from generation.
 - **Error** — an error occurred in the report.
 - **NotFound** — the handler could not find the provided file, or the export file was lost.
 - **NotEnoughSpace** — there is not enough free space in the storage for the export.
 - **ExportStarted** — export has started.
5. **Thumbnail** — low-resolution thumbnail.

Export parameters

Set in the same way as the export options from the FastReport .NET library, defining the type of exported document. A detailed list of available export formats and a description of the parameters for each export are available in the [export parameters](#) section.

User permissions

User permissions are common for all file types. The list is available in the [file storage](#) section.

Export parameters

The export settings affect how the document will appear in the specified format. Currently, the following formats are supported:

- PDF;
- HTML;
- MHT;
- Image (Jpeg, Png, Gif, Bmp, Metafile, Tiff);
- Excel XML (Excel 2003+);
- CSV;
- DBF;
- Json;
- LaTeX;
- OpenOffice Calc / OpenOffice Writer;
- Word 2007;
- PowerPoint 2007;
- Excel 2007;
- XPS;
- PPML;
- PostScript;
- RTF;
- SVG;
- TXT;
- XAML;
- Zpl;

For all formats, there is one common property: PageRange, which determines which pages will be exported (All — all pages, Current — current page, PageNumbers — page numbers).

List of export parameters:

Pdf

PARAMETER NAME	DATA TYPE	DESCRIPTION
PdfCompliance	PdfStandard	Gets or sets PDF Compliance standard.
EmbeddingFonts	bool	Enable or disable the embedding of the TrueType fonts.
Background	bool	Enable or disable of exporting the background.
TextInCurves	bool	Enable or disable export text in curves.
ColorSpace	PdfColorSpace	Gets or sets PDF color space.
ImagesOriginalResolution	bool	Enables or disables saving images in their original resolution.
PrintOptimized	bool	Enables or disables optimization of images for printing.

PARAMETER NAME	DATA TYPE	DESCRIPTION
JpegCompression	bool	Enable or disable image jpeg compression.
JpegQuality	int	Sets the quality of images in the PDF.
Title	string	Title of the document.
Author	string	Author of the document.
Subject	string	Subject of the document.
Keywords	string	Keywords of the document.
Creator	string	Creator of the document.
Producer	string	Producer of the document.
OwnerPassword	string	Sets the owner password.
UserPassword	string	Sets the user password.
AllowPrint	bool	Enable or disable printing in protected document.
AllowModify	bool	Enable or disable modifying in protected document.
AllowCopy	bool	Enable or disable copying in protected document.
AllowAnnotate	bool	Enable or disable annotating in protected document.
ShowPrintDialog	bool	Enable or disable the print dialog window after opening.
HideToolbar	bool	Enable or disable hide the toolbar.
HideMenubar	bool	Enable or disable hide the menu's bar.
HideWindowUI	bool	Enable or disable hide the Windows UI.
FitWindow	bool	Enable or disable of fitting the window.
CenterWindow	bool	Enable or disable of centering the window.
PrintScaling	bool	Enable or disable of scaling the page for shrink to printable area.
Outline	bool	Enable or disable of document's Outline.
DefaultZoom	MagnificationFactor	Set default zoom on open document.

PARAMETER NAME	DATA TYPE	DESCRIPTION
RichTextQuality	int	Sets the quality of RichText objects in the PDF.
Compressed	bool	Enable or disable the compression in PDF document.
TransparentImages	bool	Enable or disable of images transparency.
DisplayDocTitle	bool	Enable or disable of displaying document's title.
DefaultPage	int	Set default page on open document.
ColorProfile	byte[]	Color Profile (ICC file). If "null" then default profile will be used.
ExportMode	ExportType	Gets or sets pdf export mode.
InteractiveForms	bool	Gets PDF AcroForms compatibility.
InteractiveFormsFontSetPattern	string	Set pattern for selection of embedding glyphs for Interactive Forms.
UseFileStream	bool	Enable or disable using FileStream instead of MemoryStream when exporting.
IsDigitalSignEnable	bool	Enable or disable digital sign for PDF document.
SaveDigitalSignCertificatePassword	bool	Should save and serialize password for digital sign certificate.
DigitalSignCertificate	X509Certificate2	Manually sets digital sign certificate for exported documents.
DigitalSignCertificatePath	string	The path for load digital sign certificate.
DigitalSignCertificatePassword	string	Sets digital sign certificate password.
DigitalSignLocation	string	Gets or sets the cpu host name or physical location of the signing.
DigitalSignReason	string	The reason for the signing.
DigitalSignContactInfo	string	The information to enable the recipient to contact the signer to verify the signature.
CurvesInterpolation	CurvesInterpolationEnum	The interpolation of curves (svg).
CurvesInterpolationText	CurvesInterpolationEnum	The interpolation of curves (text).
SvgAsPicture	bool	Export svg object as image, not vector.

PARAMETER NAME	DATA TYPE	DESCRIPTION
GradientInterpolationPoints	GradientInterpolationPointsEnum	Gradient interpolation, high value will lead beautiful the gradient, but the file size will increase and the speed of work will decrease.
GradientQuality	GradientQuality	The quality of gradient, export as image or export as gradient grid.

Html

PARAMETER NAME	DATA TYPE	DESCRIPTION
EmbeddedImages	Dictionary<string, string>	Gets or sets images, embedded in html (hash:base64Image).
ReportID	string	Sets a ID of report.
OnClickTemplate	string	Sets an onclick template.
Layers	bool	Enable or disable layers export mode.
Print	bool	Enable or disable showing of print dialog in browser when html document is opened.
HighQualitySVG	bool	Enable or disable a picture optimization.
Preview	bool	Enable or disable preview in Web settings.
PageBreaks	bool	Enable or disable the breaks between pages in print preview when single page mode is enabled.
Format	HTMLExportFormat	Specifies the output format.
WidthUnits	HtmlSizeUnits	Specifies the width units in HTML export.
HeightUnits	HtmlSizeUnits	Specifies the height units in HTML export.
Pictures	bool	Enable or disable the pictures in HTML export.
EmbedPictures	bool	Enable or disable embedding pictures in HTML export.
ExportMode	ExportType	Gets or sets html export mode.
SinglePage	bool	Enable or disable the single HTML page creation.
Navigator	bool	Enable or disable the page navigator in html export.
SubFolder	bool	Enable or disable the sub-folder for files of export.
Wysiwyg	bool	Gets or sets the WYSIWYG quality of export.
ImageFormat	ImageFormat	Gets or sets the image format.

PARAMETER NAME	DATA TYPE	DESCRIPTION
PrintPageData	HTMLPageData	Gets print page data.
SaveStreams	bool	Enable or disable saving streams in GeneratedStreams collection.
EnableMargins	bool	Enable or disable margins for pages. Works only for Layers-mode.
EnableVectorObjects	bool	Enable or disable export of vector objects such as Barcodes in SVG format.
NotRotateLandscapePage	bool	Not rotate landscape page when print.

Image

Available image formats: `jpeg`, `png`, `gif`, `bmp`, `mtf`, `tiff`

PARAMETER NAME	DATA TYPE	DESCRIPTION
ImageFormat	ImageExportFormat	Gets or sets the image format.
SeparateFiles	bool	Gets or sets a value that determines whether to generate separate image file for each exported page.
Resolution	int	Gets or sets image resolution, in dpi.
ResolutionX	int	Gets or sets horizontal image resolution, in dpi.
ResolutionY	int	Gets or sets vertical image resolution, in dpi.
JpegQuality	int	Gets or sets the jpg image quality.
MultiFrameTiff	bool	Gets or sets the value determines whether to produce multi-frame tiff file.
MonochromeTiff	bool	Gets or sets a value that determines whether the Tiff export must produce monochrome image.
MonochromeTiffCompression	EncoderValue	Gets or sets the compression method for a monochrome TIFF image.
PaddingNonSeparatePages	int	Sets padding in non separate pages.
SaveStreams	bool	Enable or disable saving streams in GeneratedStreams collection.

Biff8

PARAMETER NAME	DATA TYPE	DESCRIPTION
Wysiwyg	bool	Gets or sets a value that determines whether the wysiwyg mode should be used for better results.

PARAMETER NAME	DATA TYPE	DESCRIPTION
PageBreaks	bool	Gets or sets a value that determines whether to insert page breaks in the output file or not.
HideGridLines	bool	Gets or sets a value that determines whether to hide gridlines.
PrintOptimized	bool	Enables or disables optimization of images for printing.

Csv

PARAMETER NAME	DATA TYPE	DESCRIPTION
Encoding	Encoding	Gets or set the resulting file encoding.
Separator	string	Gets or set the separator character used in csv format.
DataOnly	bool	Gets or sets a value that determines whether to export the databand rows only.
NoQuotes	bool	Gets or sets a value that disable quotation marks for text.
EscapeQuotes	bool	Gets or sets a value that disable escaping quotation marks for text.

Dbf

PARAMETER NAME	DATA TYPE	DESCRIPTION
Encoding	Encoding	Gets or sets the encoding.
DataOnly	bool	Gets or sets a value that determines whether to export the databand rows only.
ExportTypes	bool	Gets or sets a value that determines whether to export the types of fields.
FieldNames	string	Gets or sets the list of field names.

Odt, Ods

PARAMETER NAME	DATA TYPE	DESCRIPTION
Creator	string	Creator of the document.
IsXOTD	bool	Is XODT format.
PageBreaks	bool	Switch of page breaks.
Wysiwyg	bool	Gets or sets the WYSIWYG quality of export.
Locale	CultureInfo	Gets or sets locale for all document.
ExportLocale	bool	Gets or sets a value indicating that locale export are enabled.
OdfCompliance	OdfStandard	Gets or sets ODF Compliance standard.

Docx

PARAMETER NAME	DATA TYPE	DESCRIPTION
MatrixBased	bool	Enable or disable matrix view of document.
ParagraphBased	bool	Enable or disable Paragraph view of document.
DisableSectionBreak	bool	Disable section break in document.
Wysiwyg	bool	Gets or sets a value that determines whether the wysiwyg mode should be used for better results.
SaveRowHeight	bool	Gets or sets a value indicating whether to save the row height during export.
RowHeightIs	string	Gets or sets the type of height calculation.
RowHeight	RowHeightType	Gets or sets the type of height calculation.
PrintOptimized	bool	Enable or disable a resolution optimization.
MemoryOptimized	bool	Enable or disable the use of FileStream instead of MemoryStream.
Locale	CultureInfo	Get or set a locale for all document.
ExportLocale	bool	Gets or sets a value indicating that locale export are enabled.
UseHeaderAndFooter	bool	Gets or sets a value indicating that export will be used header and footer of Word page.
Bookmarks	bool	Gets or sets the value for adding bookmarks to each page.
DoNotExpandShiftReturn	bool	Enable or disable DoNotExpandShiftReturn.

Pptx

PARAMETER NAME	DATA TYPE	DESCRIPTION
ImageFormat	PptImageFormat	Gets or sets the image format used when exporting.
Locale	CultureInfo	Get or set a locale for all document.
ExportLocale	bool	Gets or sets a value indicating that locale export are enabled.

Xlsx

PARAMETER NAME	DATA TYPE	DESCRIPTION
PrintFit	PrintFitMode	Gets or sets PDF Compliance standard.
PrintScale	int	Gets or sets the print scaling (value from 10 to 400).
PinX	int	Gets or sets the pinned cells in X ordinate.

PARAMETER NAME	DATA TYPE	DESCRIPTION
PinY	int	Gets or sets the pinned cells in Y ordinate.
UsePresetScale	bool	Sets or gets the flag using the preset print scale.
UseLocaleFormating	bool	Gets or sets a value that determines whether the using locale data formatting.
ShowGridlines	bool	Enable or disable show gridlines.
FontScale	float	Gets or sets the font scale value. Default value is 1.
PrintOptimized	bool	Enable or disable a resolution optimization.
SplitPages	bool	Each report page is placed on a new Excel page.
GroupOnSeparateSheet	bool	Each group is placed on a new Excel page.
GroupName	string	Name of the selected group.
Wysiwyg	bool	Gets or sets a value that determines whether the wysiwyg mode should be used for better results.
UseFileStream	bool	Enabling this option will reduce memory consumption, but increase the time of export.
CurrencyToAccounting	bool	Gets or sets a value indicating that currency should be converted to accounting format.
GeneralToText	bool	Gets or sets a value indicating that general should be converted to text format.
PageBreaks	bool	Gets or sets a value that determines whether to insert page breaks in the output file or not.
DataOnly	bool	Gets or sets a value that determines whether to export the databand rows only.
Seamless	bool	Enable or disable export of page footers and next page headers without table breaks.
PictureProperties	ePictureProperties	Gets or sets a value that determines whether to export the databand rows only.
UngroupSheets	bool	Grouping or ungrouping sheets. Grouping is enabled by default.

Ppml

PARAMETER NAME	DATA TYPE	DESCRIPTION
Pictures	bool	Enable or disable the pictures in PPML export.
TextInCurves	bool	Enable or disable export text in curves.

PARAMETER NAME	DATA TYPE	DESCRIPTION
Quality	int	Gets or sets quality of JPEG images.

PS

PARAMETER NAME	DATA TYPE	DESCRIPTION
Pictures	bool	Enable or disable the pictures in PS export.
TextInCurves	bool	Enable or disable export text in curves.
PagesInDiffFiles	bool	Enable or disable export every page in separate file.
SaveImagesSeparately	bool	Enable or disable saving every image in separate file.
Quality	int	Gets or sets quality of JPEG images.

Richtext

PARAMETER NAME	DATA TYPE	DESCRIPTION
JpegQuality	int	Gets or sets the quality of Jpeg images in RTF file.
ImageFormat	RTFImageFormat	Gets or sets the image format that will be used to save pictures in RTF file.
Pictures	bool	Gets or sets a value indicating that pictures are enabled.
PageBreaks	bool	Gets or sets a value indicating that page breaks are enabled.
Locale	CultureInfo	Get or set a locale for all document.
ExportLocale	bool	Gets or sets a value indicating that locale export are enabled.
Wysiwyg	bool	Gets or sets a value that determines whether the wysiwyg mode should be used for better results.
PrintOptimized	bool	Gets or sets the PrintOptimized.
Creator	string	Gets or sets the creator of the document.
AutoSize	bool	Gets or sets a value that determines whether the rows in the resulting table should calculate its height automatically.
EmbedRichObject	bool	Gets or sets a value that determines whether the repot's RichObject will be translated as picture or joined to generated RTF.

Svg

PARAMETER NAME	DATA TYPE	DESCRIPTION
Pictures	bool	Enable or disable the pictures in SVG export.

PARAMETER NAME	DATA TYPE	DESCRIPTION
ImageFormat	SVGImageFormat	Gets or sets the image format used when exporting.
EmbedPictures	bool	Embed images into SVG.
PreserveAspectRatio	AspectRatio	Gets or sets value indicating whether or not should to force uniform scaling of SVG document.
UseViewBox	bool	Gets or sets value indicating whether or not should be added 'viewBox' attribute to the svg tag.
UseWidthAndHeight	bool	Gets or sets value indicating whether or not should be added 'width' and 'height' attributes to the SVG tag.
PrefixStyle	string	Gets or sets the prefix for style classes and object ids.

Text

PARAMETER NAME	DATA TYPE	DESCRIPTION
AvoidDataLoss	bool	Enable or disable the Data loss avoiding. Auto calculation of ScaleX and ScaleY will be launched when dialogue window will be off.
Copies	int	Gets or sets the count of copies for printing of results.
PrinterName	string	Gets or sets the printer name for printing of results.
PrintAfterExport	bool	Enable or disable the printing results after export.
PrinterType	int	Gets or sets the active index of registered printer type.
PrinterTypes	List	Gets or sets the list of printer types.
ScaleX	float	Gets or sets the scale by X axis for correct text objects placement.
ScaleY	float	Gets or sets the scale by Y axis for correct text objects placement.
Encoding	Encoding	Gets or sets the encoding of resulting document.
DataOnly	bool	Enable or disable the data only output without any headers. Default value is false.
PageBreaks	bool	Enable or disable the breaks of pages in resulting document. Default value is true.
Frames	bool	Enable or disable frames in resulting document. Default value is true.
TextFrames	bool	Enable or disable the text (non graphic) frames in resulting document. Default value is false.
EmptyLines	bool	Enable or disable the output of empty lines in resulting document. Default value is false.

Xaml

PARAMETER NAME	DATA TYPE	DESCRIPTION
WPFCClassName	string	Gets or sets the class name of XAML document.
Pictures	bool	Enable or disable the pictures in XAML export.
ImageFormat	XamlImageFormat	Gets or sets the image format used when exporting.
IsScrolled	bool	Get or set scrollbar settings.
Images	Dictionary<string, MemoryStream>	Get dictionary of saved images.

Xml

PARAMETER NAME	DATA TYPE	DESCRIPTION
PageBreaks	bool	Gets or sets a value that determines whether to insert page breaks in the output file or not.
Wysiwyg	bool	Gets or sets a value that determines whether the wysiwyg mode should be used for better results.
Creator	string	Gets or sets the name of document creator.
DataOnly	bool	Gets or sets a value that determines whether to export the databand rows only.
SplitPages	bool	Each report page is placed on a new Excel page.

Zpl

PARAMETER NAME	DATA TYPE	DESCRIPTION
Density	ZplDensity	Sets the density of printer.
Version	ZplVersions	Gets or sets the version of ZPL.
PrinterInit	string	Sets the init string for sending before printing the document.
CodePage	string	Sets the code page of document. Default is UTF-8 (^CI28).
PrinterFinish	string	Sets the string for sending after printing the document.
PageInit	string	Sets the string for sending before printing each page.
FontScale	float	Sets the scale font size.
BarcodeScale	float	Sets the scale barcode size.
PrinterFont	string	Sets the Printer Font, default value is "A".
PrintAsBitmap	bool	Enable or disable export as bitmap.

Groups

A user group is a collection of FastReport Corporate Server users who have the same access rights to workspace resources. In other words, it is a group of users with the same level of access, for example: Administrators, Managers, Designers, Developers.

By default, a workspace has no groups.

Each workspace can have from 0 to N user groups, the total number is regulated by the subscription plan. To add a new user to a group, they must first be added to the workspace. This means that a user of a group is also a user of the workspace to which the group belongs.

A user can be a member of multiple groups.

Properties

The group contains a set of properties for convenience of use.

1. `Id` — unique anonymized identifier.
2. `Name` — the displayed name is used in the user panel.
3. `Icon` — group icon.

User permissions

User permissions for groups are divided into 5 categories.

1. `Get` — getting information about the group.
 1. `Entity` — group information: group ID, displayed name, etc.
 2. `User` — list of group members.
 3. `Permission` — information about user permissions for access to the group.
2. `Update` — updating group properties.
 1. `Name` — changing the group name.
3. `Create` — creating or modifying resources directly related to the group.
 1. `User` — adding a new user to the group.
4. `Delete` — deleting resources directly related to the group.
 1. `Entity` — deleting the group and all user associations.
 2. `User` — removing a user from the group.
5. `Administrate` — administrative access to group permissions:
 1. `Owner` — editing the group owner and associated permissions.
 2. `Group` — editing user group permissions for this group.

This property is used to assign administrators for a group. For example, there is a group of designers and a group of administrators. The administrators are specified in the Administrate permissions as the group that can edit the permissions for the designers.

3. `Other` — editing the rights of workspace users.

4. **Anon** — editing anonymous access rights to the group.

Data source

A data source (DataSource) is a resource for accessing data. This resource stores a connection string compatible with connections in the FastReport .NET library.

Each data source is linked to a workspace. By default, a workspace does not have any data sources.

Properties

The data source contains the following properties.

1. `Id` — unique identifier of the data source.
2. `Name` — displayed name, used solely for user convenience.
3. `ConnectionType` — connection type, the name of the connector from the FastReport .NET library, can take one of the following values: `JSON`, `MSSQL`, `CSV`, `XML`, `MySQL`, `PostgreSQL`, `OracleDB`.
4. `ConnectionString` — connection string compatible with the FastReport .NET library.
5. `DataStructure` — data structure, a fragment of information from the `.frx`, report template, used by the online designer. It is automatically generated after creating a new data source.
6. `SelectCommands` — list of SQL commands, based on which additional tables displayed in the `DataStructure` are create.

User permissions

User permissions for sources are divided into 4 categories:

1. `Get` — getting any information about the data source.
 1. `Entity` — information about the data source: data source ID, displayed name, etc.
 2. `Permission` — information about user permissions for access to the data source.
2. `Update` — updating data source properties.
 1. `Name` — changing the data source name.
 2. `SubscriptionId` — changing the workspace to which the data source belongs.
 3. `DataStructure` — modifying the data structure.
 4. `ConnectionString` — changing the connection string.
3. `Delete` — deleting resources directly related to the data source.
 1. `Entity` — deleting the data source.
4. `Administrative` — administrative access to data source permissions.
 1. `Owner` — editing the data source owner and associated permissions.
 2. `Group` — editing user group permissions.
 3. `Other` — editing workspace user permissions.
 4. `Anon` — editing anonymous access permissions to the data source.

User Tables

Based on SQL queries passed to `SelectCommands` arbitrary tables can be created.

Each object in the command list has the following fields:

- `Name` - name of the future table.
- `Command` - SQL command; special symbols are used to define parameters in the command, for example:
`select * from Students where @ (id>@idParam)`; The symbols may differ depending on the data source.
- `Parameters` - list of parameters passed in the SQL command.

The query parameters have the following properties:

- `Name` - parameter name; must match the name in the query.
- `DataType` - data type.
- `DefaultValue` - default value; used if not otherwise specified when passing the parameter.
- `Size` - parameter size; can be omitted in most cases.

The list of data types may differ for different data sources. To view the current list, make a request to ``api/data/v1/DataSources/parameterTypes/{dataSourceType}``, where `dataSourceType` is the name of the data source.

Currently, the following data sources are supported: JSON, MSSQL, CSV, XML, MySQL, Postgres, OracleDB, FirebirdDB, MongoDB, ClickHouse. The current list can be found at the `/api/swagger` in the `DataSourceConnectionType` enumeration.

Online Designer

The Online Designer is the HTML5 version of the `.frx` report designer, with more detailed information available on the [Online Designer](#).

[Click here to go to the official Online Designer documentation.](#)

API Key

API Key is one of the ways to access resources on the FastReport Corporate Server. It is most often used for application authorization. Each user can request up to 5 access keys.

If an application uses an access key, all actions on the FastReport Corporate Server will be performed on behalf of the user to whom the key was issued.

More details on authentication and authorization processes can be found in the Guides section: [Authentication and Authorization](#).

Properties

1. **Value** — the key itself, generated automatically, and is unique.
2. **Description** — description of the key, displayed to the user.
3. **Expired** — the date and time when the key will expire. Expired keys are not automatically deleted.

User permissions

The key does not have any permissions, as only the user who created it can access it.

User permissions

User permissions, access rights — a system of differentiation and management of access to resources of the FastReport Corporate Server. Access control is based on the principle of subjects to objects, where the subject is a user, group of users, other users of the workspace, or anonymous users, and the object is a resource of the FastReport Corporate Server.

Each resource can be assigned its own unique access rights. However, if they are not specified, the default rights specified in the workspace will be used. Through the user panel, it is not possible to regulate rights to each resource separately, this can be done through REST or SDK.

Properties

The user permissions model is available for each resource of the FastReport Corporate Server and contains the following data:

1. Owner identifier — an anonymized user number.
2. Permissions for the owner. Note that the user panel does not allow removing rights for the owner, but you can shoot yourself in the foot through REST or SDK.
3. List of groups.
 1. Group identifier.
 2. Permissions for this group.
4. Permissions for workspace users. Affects all workspace users regardless of group. By default, all workspace members have full permissions.
5. Permissions for anonymous users.

Properties of Permissions

The property categories are common for each resource in the FastReport Corporate Server.

1. **Get** — getting information about the resource, such as the file name.
2. **Update** — updating any properties of the resource, such as the subscription name.
3. **Create** — creating or adding any information to the resource. It can also be adding new resources related to the specified one, such as creating a subscription group.
4. **Delete** — deleting information directly related to the resource, such as excluding a user from a subscription.
5. **Execute** — running the execution of a task, such as generating a report.
6. **Administrate** — administering permissions, having access to these permissions allows you to modify other permissions, they provide the ability to fully administer the properties of permissions.

Each category has an **All** permission, which will grant full rights to the resource, including any that may be added later.

Access Keys

Some types of models (such as files) can have access keys added to them — this is a list of objects with the following properties:

1. **Name** - a custom name for the key, to indicate its purpose.
2. **Expires** - the date and time when the key will expire and stop working.
3. **Permissions** - the permissions that the key grants when used.

4. `Key` - the key itself, which needs to be passed as a request parameter to use it.

To use an access key, you simply need to pass the `accessKey` parameter in query, with the value of the `Key` field of the access key. In this case, the user (even anonymous) will be granted all the permissions that this key provides for the duration of the request.

Order of Checking

When a user sends a request to retrieve, modify, or delete a resource associated with a workspace, an access rights check is performed. If the resource access permission property is not set, it is taken from the default permissions in the workspace.

Request Your Own Permissions

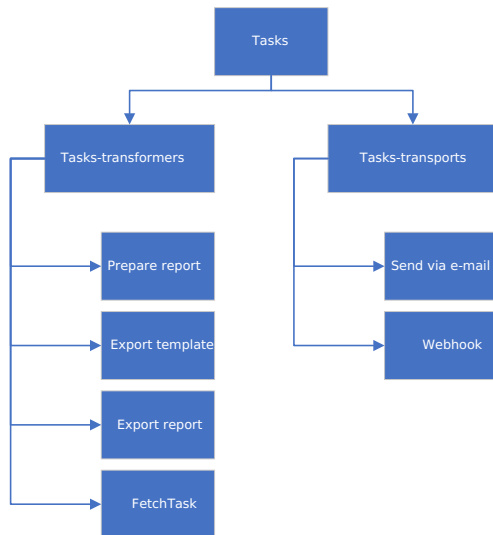
Each user can request their own rights to a resource using REST or SDK. The returned model will contain an aggregation of all available rights. If the resource is not found or the user does not have rights to the resource, an empty model will be returned.

Tasks

A task is a unit of work in the FastReport Corporate Server. All transformations, whether creating a report from a template, exporting to various formats, or sending a file by email, are tasks.

The following types of tasks exist:

- transformers;
- transports.



Task properties

All tasks have the following properties:

1. **Name** - the name of the task (for example, "Sending pay stubs to employees");
2. **Locale** - the localization to be used when generating the report;
3. **SubscriptionId** - the identifier of the workspace in which the task is executed (if not specified, the default workspace for the user running the task will be used);

The remaining properties are unique for each type of task.

Transformers

Transformers are designed to transform source objects into final objects through a transformation function.

There are the following transformers:

- **PrepareTemplateTask** - template -> report;
- **ExportTemplateTask** - template -> file in the required format (pdf, html);

- `ExportReportTask` - report -> file in the required format (pdf, html);
- adding data structure to the data source (`FetchTask`) - a data source without a structure -> a data source with a data structure that can be used later in the Designer.

Properties of transformers

In addition to the basic properties of tasks described above, all transformers contain the following properties:

1. `InputFile` - information about the template from which the report should be generated, containing the following fields:
 - `EntityId` - template identifier;
 - `Type` - file type (in this case, the type should be `Template`);
 - `Content` - template content in the form of a byte array (can be passed instead of the identifier);
 - `FileName` - template name (optional to pass).
2. `OutputFile` - information about the report generated by the task (except for fields similar to fields `InputFile` it also contains a field `FolderId` the folder where the report should be saved. If not specified, the report will not be saved);
3. `Transports` - a list of transport tasks to be called after the report is prepared.

Thus, the result of each transformation task can be sent using transport tasks (by email, webhook).

Please note that the Content field is only available when the task is launched from the body of the request.

If the OutputFile is not specified, it will be saved to a temporary folder (the ID of which matches the ID of the launched task), if an empty OutputFile is specified, it will be saved to the root folder, otherwise, it will be saved to the specified folder.

Prepare Template Task

`PrepareTemplateTask` transforms a template (.frx file) into a report (.fpx file).

In addition to the general properties of tasks and transformation tasks, it contains the following properties:

1. `PagesCount` - the number of pages to be prepared (if not specified, a report with all pages will be generated);
2. `ReportParameters` - a dictionary of parameters passed during the report generation;
3. `Exports` - a list of exports (`ExportReportTask`), called after the report is prepared.

As can be seen from the listed properties, the result of the prepare template task, in addition to being sent via transports, can also be further exported (and then saved or sent to the recipient).

Export report task

`ExportReportTask` converts a report file (.fpx) into a file in the specified format (pdf, html, jpeg, etc.).

In addition to the general properties of tasks and transformers, it contains the following properties:

1. `ExportParameters` - export parameters, unique for each export (specified in the FastReport .NET documentation);
2. `Format` - export format (pdf, html, svg, and others);
3. `PagesCount` - the number of exported pages starting from the first one;

Export template task

`ExportTemplateTask` converts a template (.frx) into a file in the specified format (pdf, html, jpeg, etc.).

Before the export is performed, the template is converted into a report, inserting the necessary data. Thus, the export template task, in addition to the general properties of tasks, transformers, and the properties of the export template task, contains the `ReportParameters`, where the parameters for preparing the report are specified.

The task of adding data structure to the data source

This task (`FetchTask`) adds a structure (tables, their column names, and data types) to the data source, which can then be used further in the Designer or in the user panel.

Transports

Transports are designed to deliver objects generated by transformers to the final recipient, whether a group of users, a data repository, or another program.

The following transport tasks exist:

- email task (`EmailTask`);
- webhook (`WebhookTask`);
- ftp (`FTPUploadTask`)

All transports have the following properties:

1. `Files` - c list of files to be sent (templates, reports, or exports). The properties of each item match the `InputFile` properties of transformers);
2. `Type` - type of transport task (`Email`, `Webhook`, `FTPUpload`).

Email task

`EmailTask` allow the results of converter tasks to be delivered to email addresses. It is possible to send templates, reports, and exports to a single recipient or a group.

In addition to the main properties for all transports, it contains the following properties:

1. `Body` - email body text;
2. `IsBodyHtml` - format the email text as HTML markup;
3. `Subject` - email subject;
4. `To` - list of email addresses to send to;
5. `From` - sender's email address;
6. `Username` - email user's username;
7. `Password` - email user's password;
8. `Server` - email SMTP server address;
9. `Port` - server port;
10. `EnableSsl` - whether SSL encryption is enabled;

Properties 5-10 are not mandatory to use. By default, the parameters of the "Fast Reports" email server are taken.

FTP upload task

`FTPUploadTask` allows the results of transformers to be delivered to an FTP server. Templates, reports and exports can be sent.

In addition to the main properties for all transports, it contains the following properties:

1. `FtpHost` - FTP server address;
2. `FtpPort` - FTP server port;
3. `FtpUsername` - FTP server username;
4. `FtpPassword` - password;
5. `DestinationFolder` - path to the folder on the FTP server where the files will be uploaded;
6. `Archive` - archive the file. Accepts values true or false;
7. `ArchiveName` - archive name;
8. `UseSFTP` - use SFTP (Secure FTP) for the connection. Accepts values true or false;

Webhook

`WebhookTask` or user callback task allows you to deliver the results of transformers to a third-party server by making an HTTP POST request to the specified address.

`WebhookTask` in addition to the basic properties common to all transports, contains a property called `Endpoints`, which is a list of objects containing the following fields:

1. `Url` - the address of the server and application that receives the POST request from the FastReport Corporate Server.
2. `BearerToken` - the token, if authentication is required.

The data transmitted to the third-party server has the type `multipart/form-data`, i.e., it is a list of files (templates, reports, or exports). The name of the list passed in the request is `files`. The receiving party must implement a method that processes the POST request to the specified address, using the received list.

For example, for an ASP.NET WebApi, the function to which the webhook is assigned can look like this:

```
[HttpPost]
public ActionResult<List<long>> Receiver(IFormFileCollection files)
{
    List<long> fileLengths = new List<long>();
    foreach (var img in files)
    {
        using (MemoryStream ms = new MemoryStream())
        {
            img.OpenReadStream().CopyTo(ms);
            fileLengths.Add(ms.ToArray().Length);
        }
    }
    return Ok(fileLengths);
}
```


Tree Tasks

Tasks can have a hierarchical structure and contain subtasks. For example, a template prepare task may contain the following subtasks:

1. A list of transport tasks (email, webhook) that send the completed report.
2. A list of export tasks (`ExportReportTask`) - export to PDF, HTML.

Export tasks, in turn, can have a list of transports.

Thus, the sequence of the template prepare task may look like this:



The task of converting from a template to a report, after its execution, will call the task of exporting to PDF and the task of exporting to SVG. And they, in turn, will call email or webhook tasks.

Saving and reusing

Tasks can be saved in cloud storage and run on demand or on a schedule. Examples of working with tasks are available in the Guides section.

Scenarios for interacting with tasks

There are 2 modes of operation provided:

1. Running a task from the request body;
2. Running a previously saved task.

In the first case, all parameters are defined at the time the task execution request is sent, while in the second case, the task is saved in the cloud storage and called by a unique identifier.

Task scheduler

Task scheduling is done by setting CRON expressions. This way, you can achieve maximum flexibility in setting up the schedule.

You can also specify the time when the scheduler will start working and the conditions under which it will finish its work (upon reaching the set date and time or the number of task runs).

The following fields are provided for setting scheduling parameters in tasks:

1. `CronExpression` - CRON expression, which sets the dates and time for the task to run;
2. `StartsOn` - the start date and time of the schedule;

3. `Ends` - the conditions for terminating the scheduled work. The object contains the following child fields:
- `After` - the number of times the task should run before the scheduled execution is completed;
 - `On` - the date and time when the schedule should be terminated.

If you set empty values for the `After` and `On` fields in the `Ends` field, the task will run on schedule until the scheduled execution is turned off.

To disable scheduled execution, you need to set an empty string in the `CronExpression` field.

Furthermore, for the user's convenience, the graphical interface can provide a more intuitively understandable configuration of task scheduling:

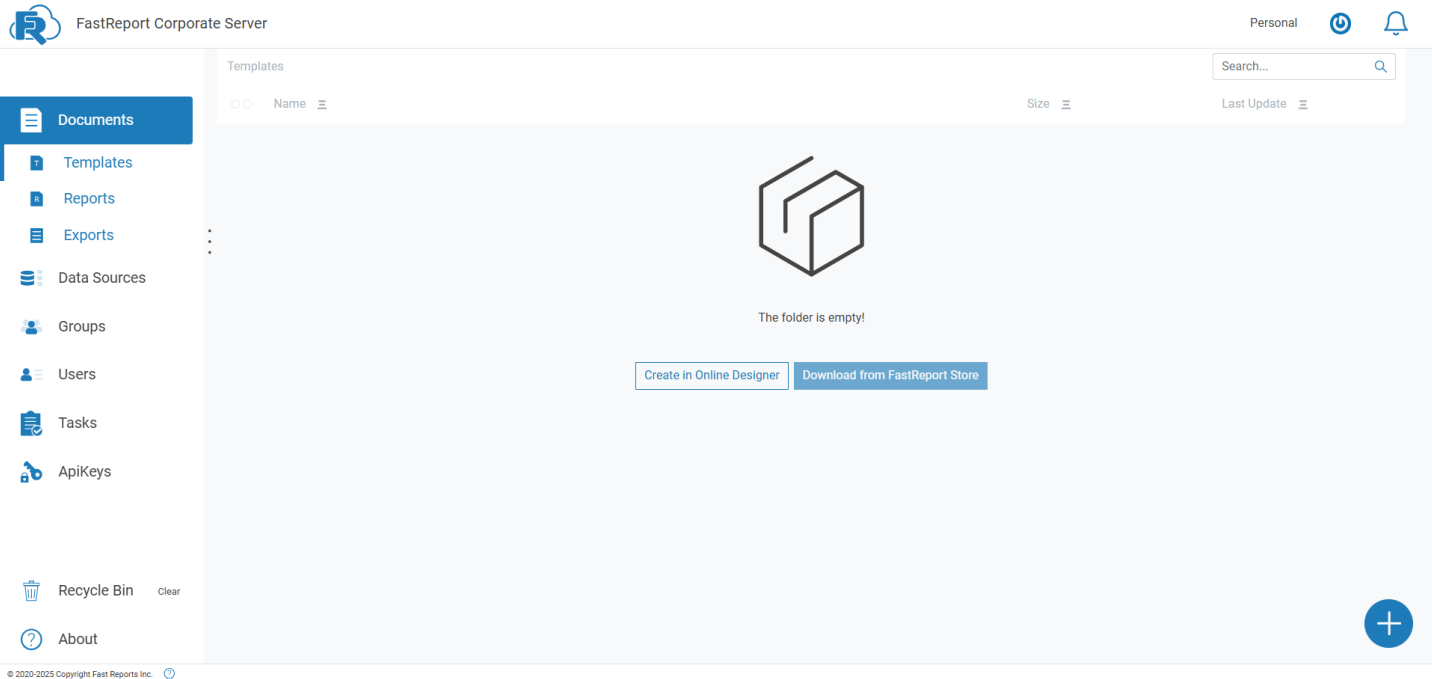
- hourly (run every few hours);
- daily (every few days or only from Monday to Friday);
- weekly (every week on a specified day);
- monthly (every month on a specified day);
- annually (every year on a specified month and day).

And, of course, you can manually set the CRON expression for specific scenarios of running tasks on a schedule.

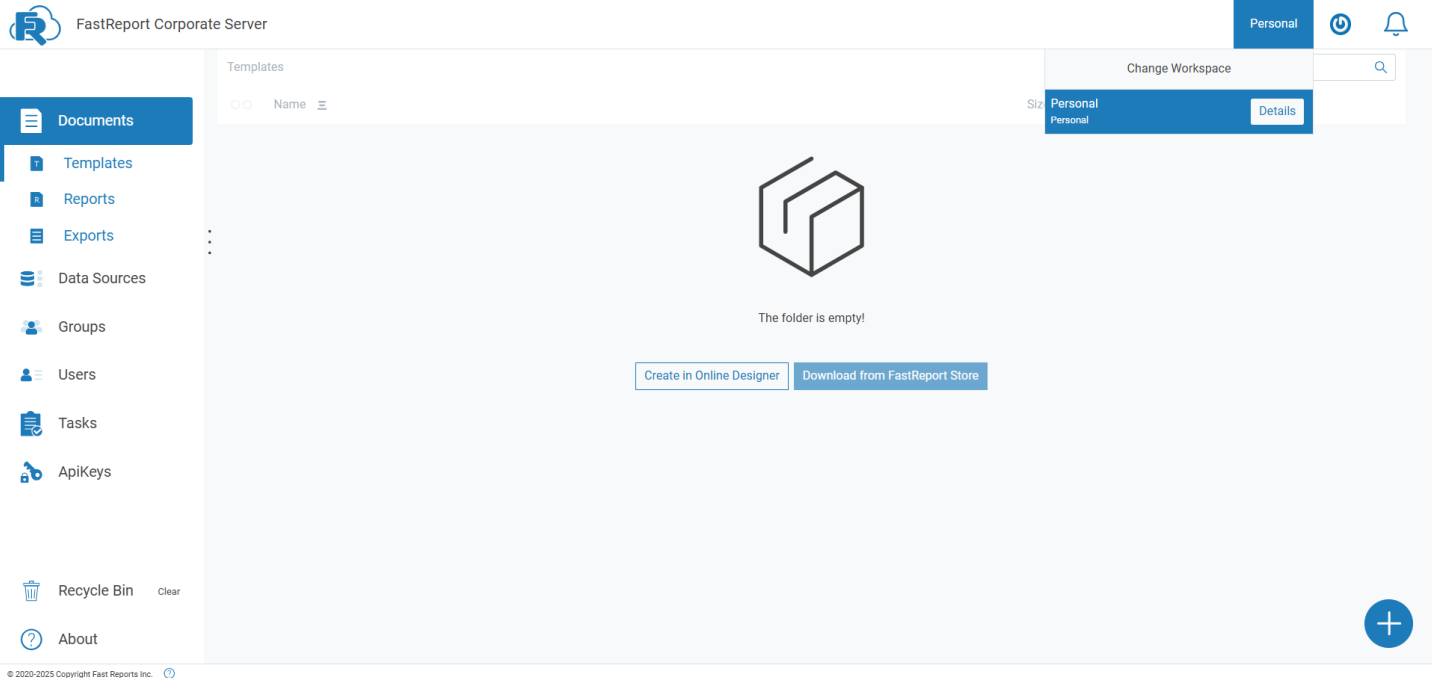
User Panel

The user panel is a visual interface for interacting with the FastReport Corporate Server.

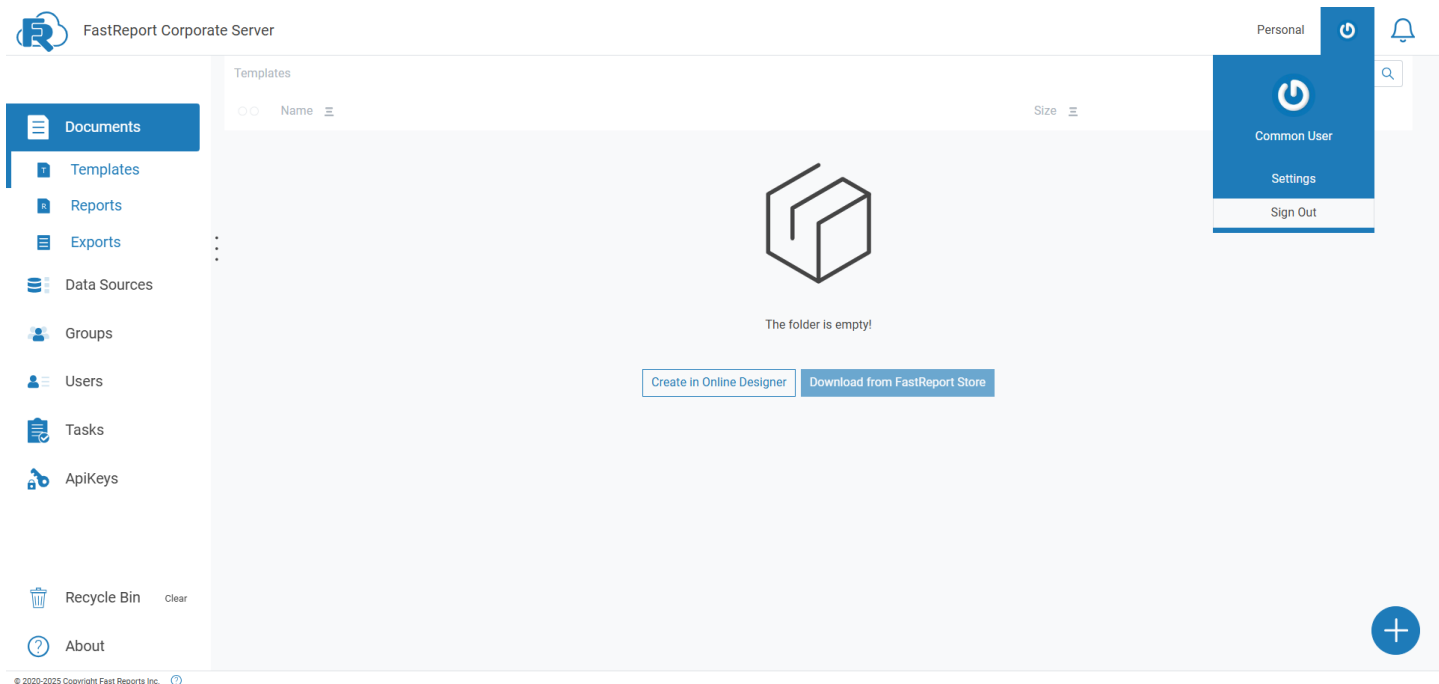
The top panel of the interface contains: a logo (a button to navigate to the home page), an element to display the workspace, the user's avatar, and a notification indicator.



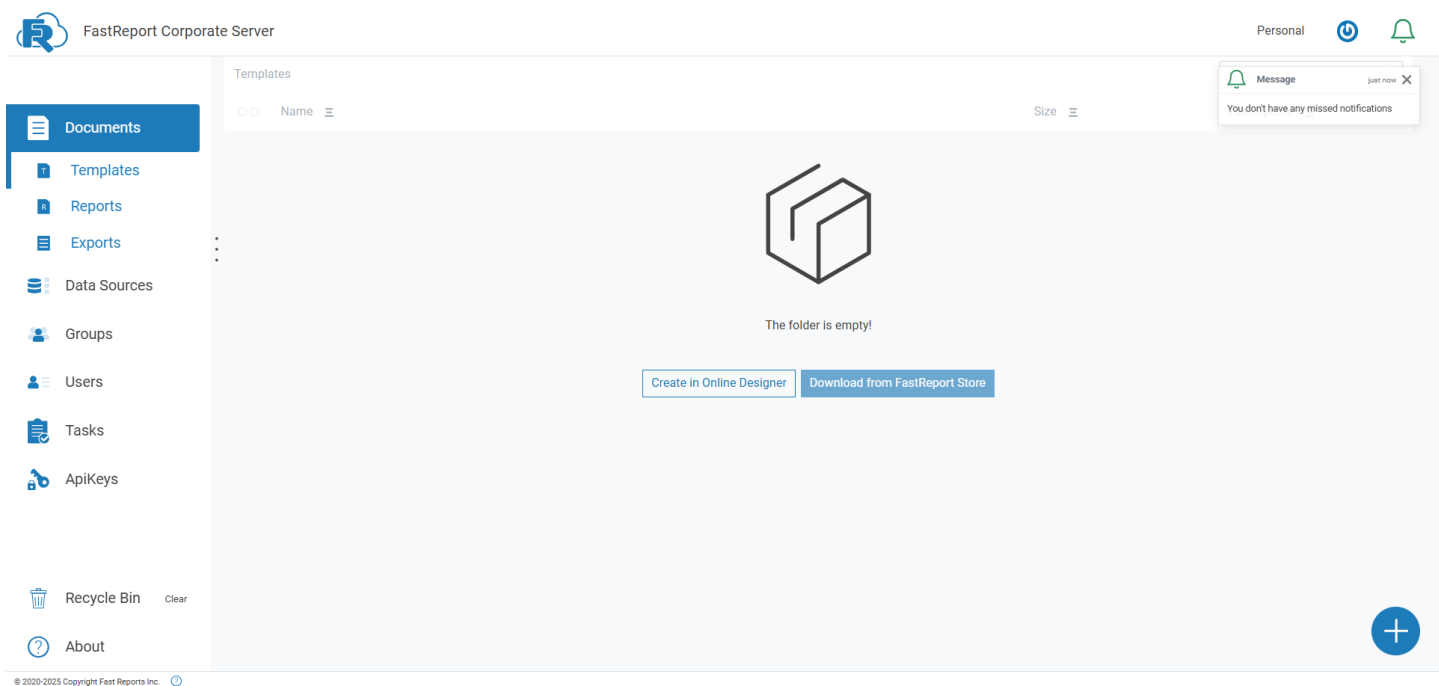
By clicking on the workspace display element, a list of all available user workspaces is opened. By clicking the "More Details" button, the workspace information page is opened.



By clicking on the user's avatar, a panel with information, a logout button, and user settings is opened.



If you click on the notification indicator, the latest notifications will be displayed. If there are no new notifications, a message will appear indicating that there are no new notifications.




Workspace



The [workspace page](#) can display the following information:


- the name of the workspace;
- the start and end time of the workspace;
- the number of users that can be added to the workspace;
- whether the Designer is available for editing.


Below that, there is a block with information about the available [Tasks](#).


Further down, it shows how much of the workspace's storage (templates, reports, and exports) has already been used.


FastReport Corporate Server


Personal  


Documents


Data Sources


Groups

Users

Tasks

ApiKeys

Recycle Bin Clear


About

Plan: Personal


Start time: 1/1/2025 12:00:00 PM


End time: 1/31/2026 12:00:00 PM


Max user count: 1


Online designer: 


Tasks -


Can export report: 


Can export template: 


Can fetch data: 

Can prepare report: 

Can send via email: 

Can send via webhook: 

Can update report thumbnail: 


Can update template thumbnail: 

Limits -

Templates space: used 16 kilobyte from 25 megabytes

Reports space: used 16 kilobyte from 50 megabytes


© 2020-2025 Copyright Fast Reports Inc.






User profile


On this page, you can configure parameters related to the specific user who has opened this page, namely:


- showing hidden files and folders (hidden files and folders start with a dot character);
- default workspace (the workspace that opens automatically when the user panel is launched and is used in API requests if a workspace is not explicitly specified);
- profile visibility allows you to show or hide data about yourself from other users.


FastReport Corporate Server


Personal  


Documents


Data Sources

Groups


Users


Tasks

ApiKeys

Recycle Bin

Clear

About



Common User
common@user.com

Settings

These settings may take some time to update

Show hidden files and folders

If false, you will not see file or folder, if it's name starts with '.' symbol.

☐

Default workspace

You can choose workplace, that should be selected by default, when performing requests.

Personal

Profile visibility

Select which parts of your profile is publically visible.

☒Id only

☐Full name

☐Username

☐E-mail

Notifications


Select events you want to recieve notifications about

Export and preparation

☐Task completed succesfully

☐Task failed

© 2020-2025 Copyright Fast Reports Inc.

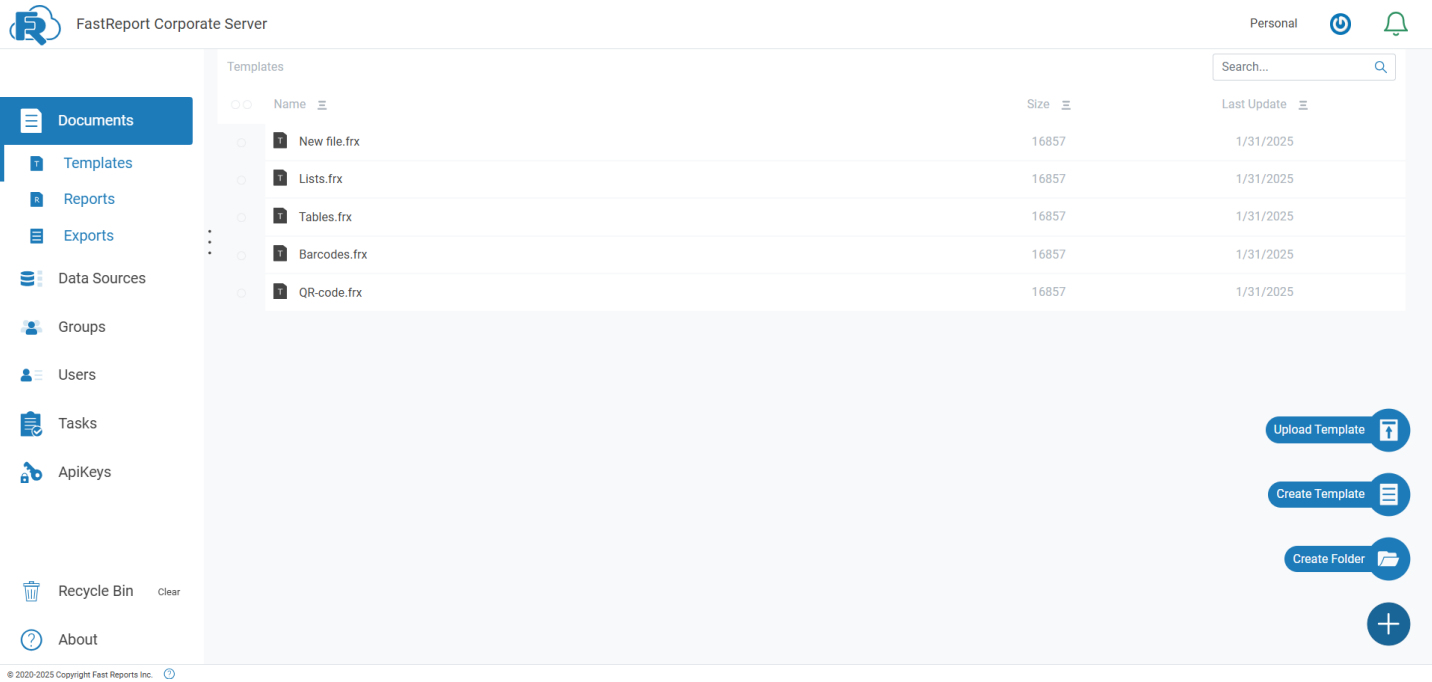


Documents

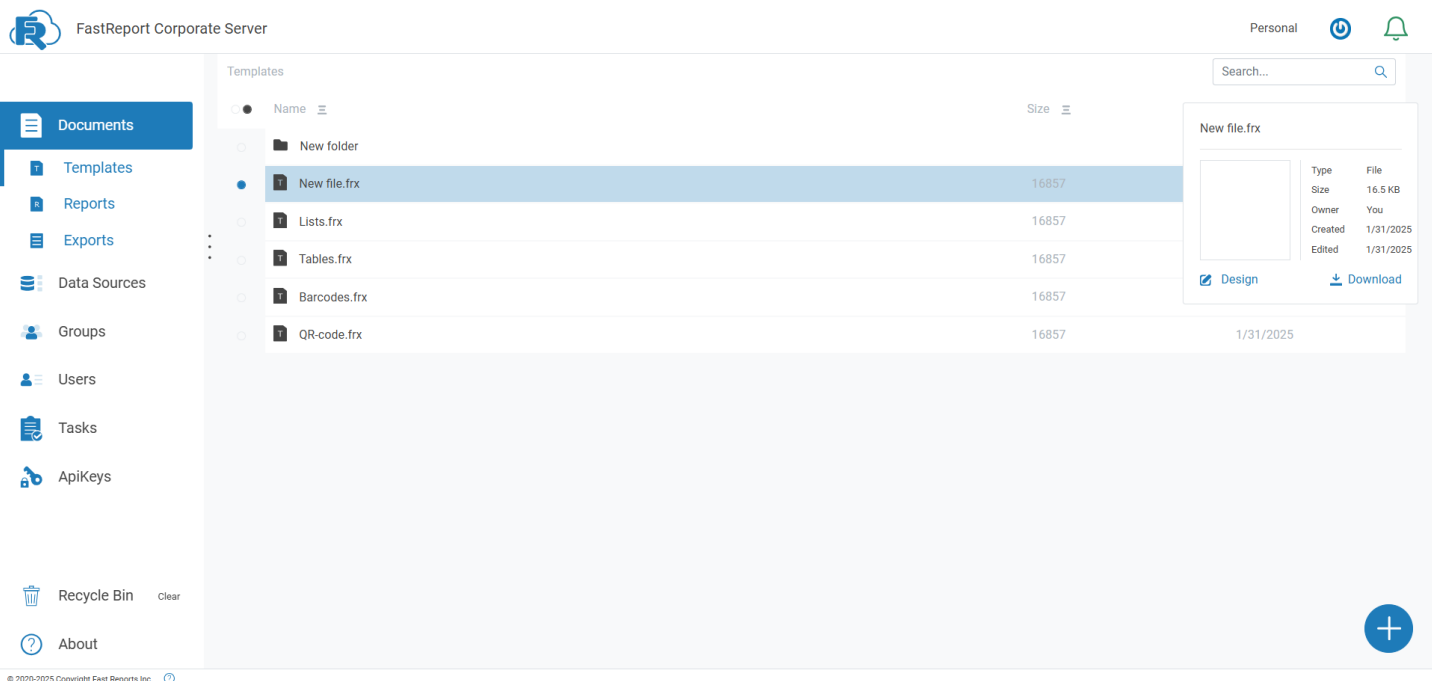
In the FastReport Corporate Server, there are 3 types of documents available: templates (.frx), reports (.fpx), and exports (various formats from pdf to html). Switching between file types is done through the panel located on the left side of the screen.

In the central part of the screen, you can see the list of files, a search field, and the recycle bin icon, where deleted files are placed.

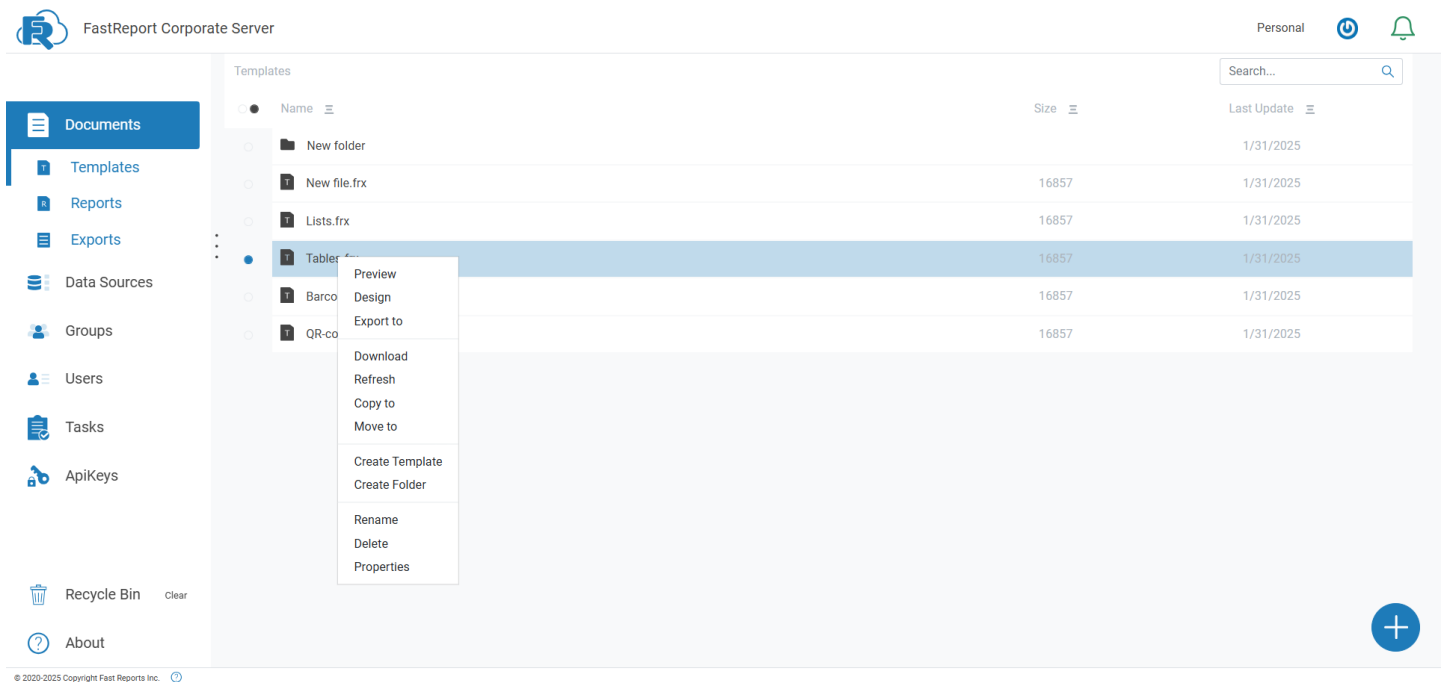
By clicking the "+" button in the bottom right corner of the screen, a creation menu opens: file upload, creating it in the designer, and creating a folder. Uploading is prohibited on the exports tab.



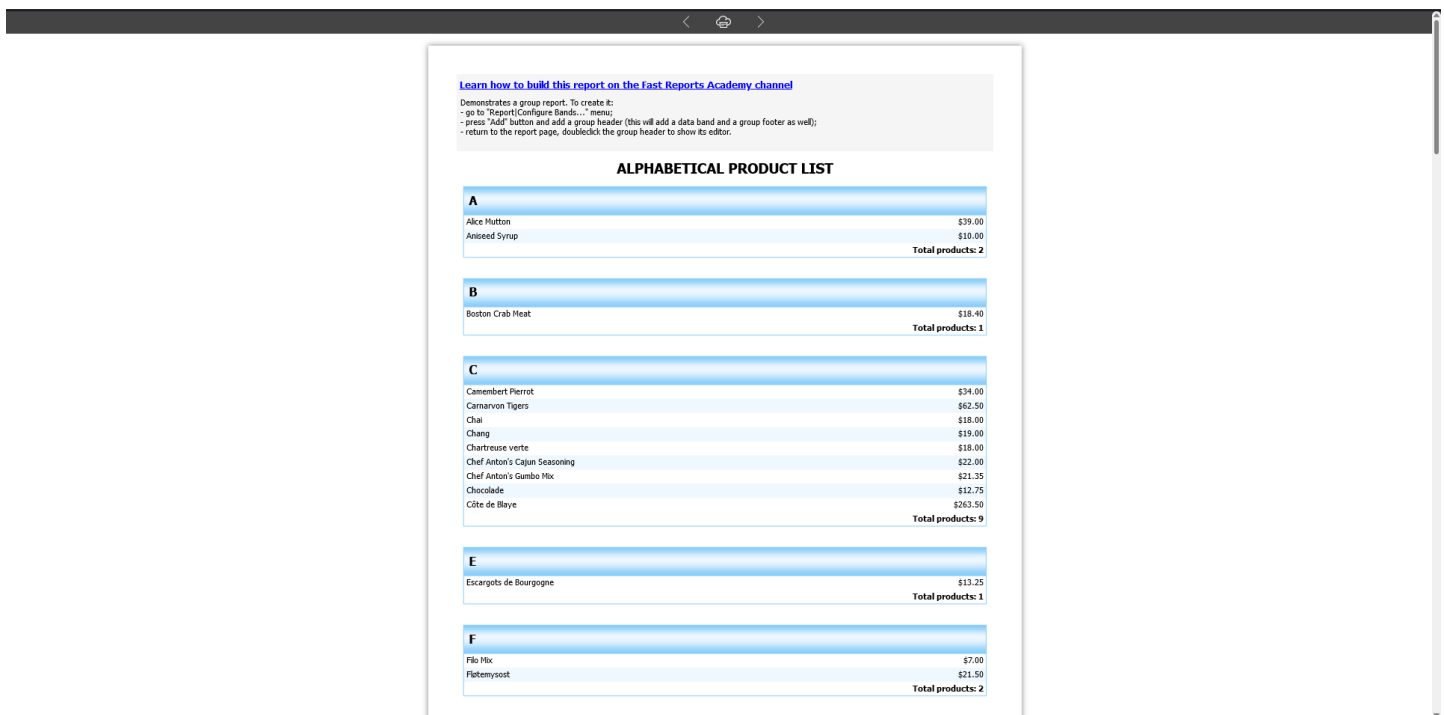
If you click on a file once, a panel will appear with information about it and a button to download it.



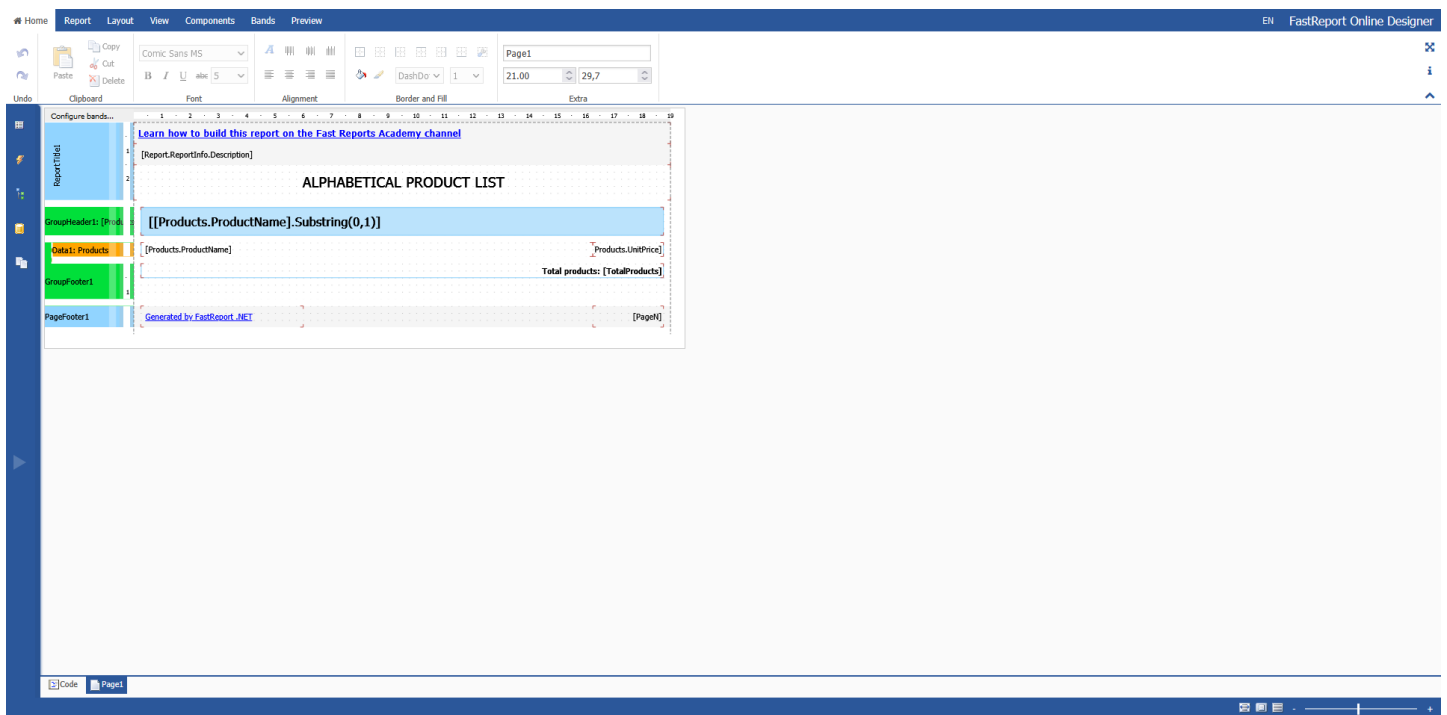
When you right-click on a file, a context menu appears with a list of actions that can be performed on the file.



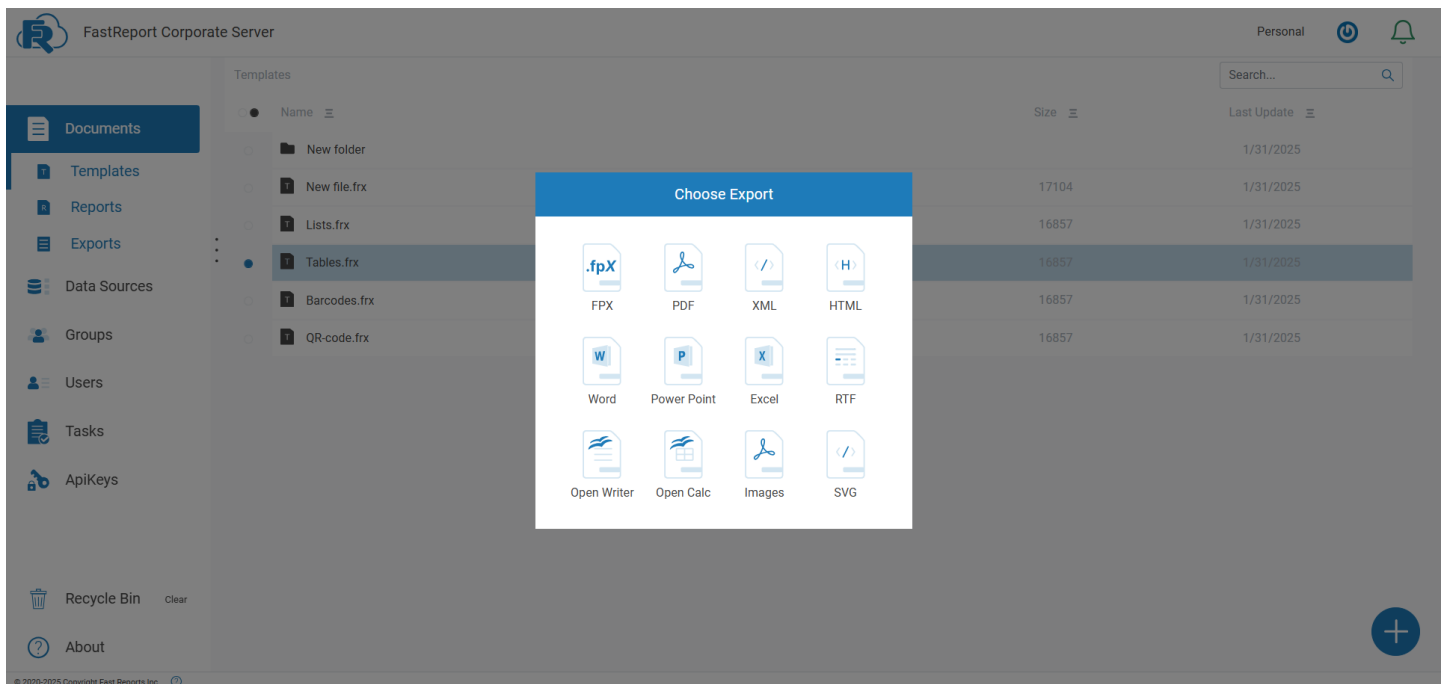
When you click the "View" button, a window opens that displays the template or report. From there, you can send the file to print.



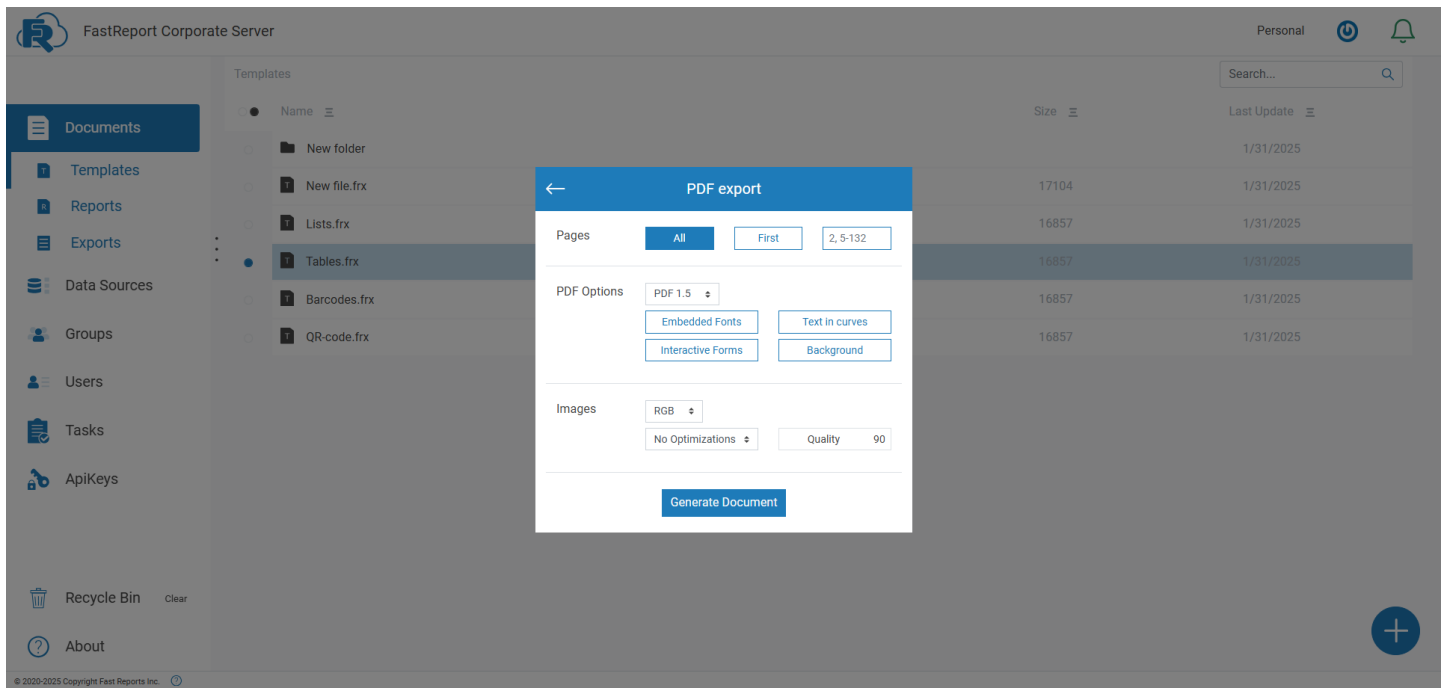
When you click on "Design", the [Report Designer](#) opens. It allows you to add various report objects, data sources, and perform report layout.



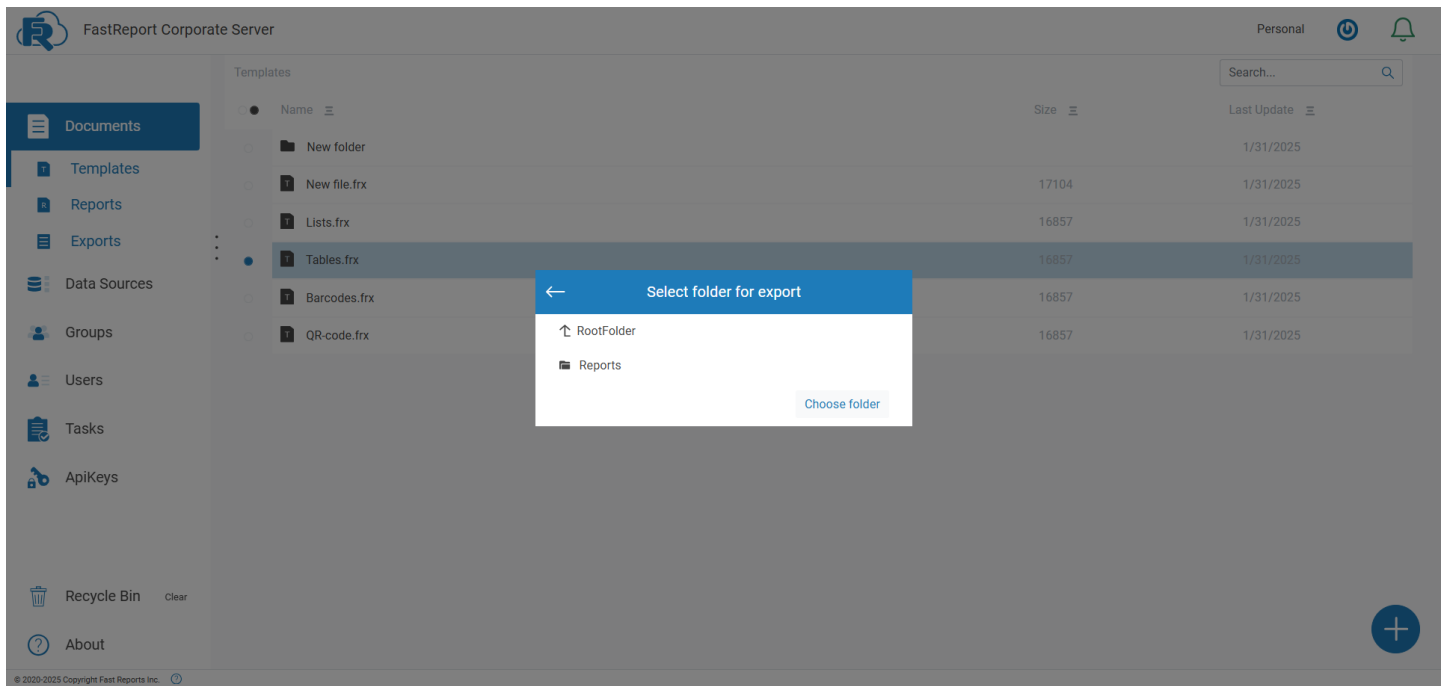
When the "Export" option is selected, a menu for choosing the export format is opened. The first element is the prepared report (.fpx), and the rest are external document formats. If the required export is not in the list, it can be used from the API.



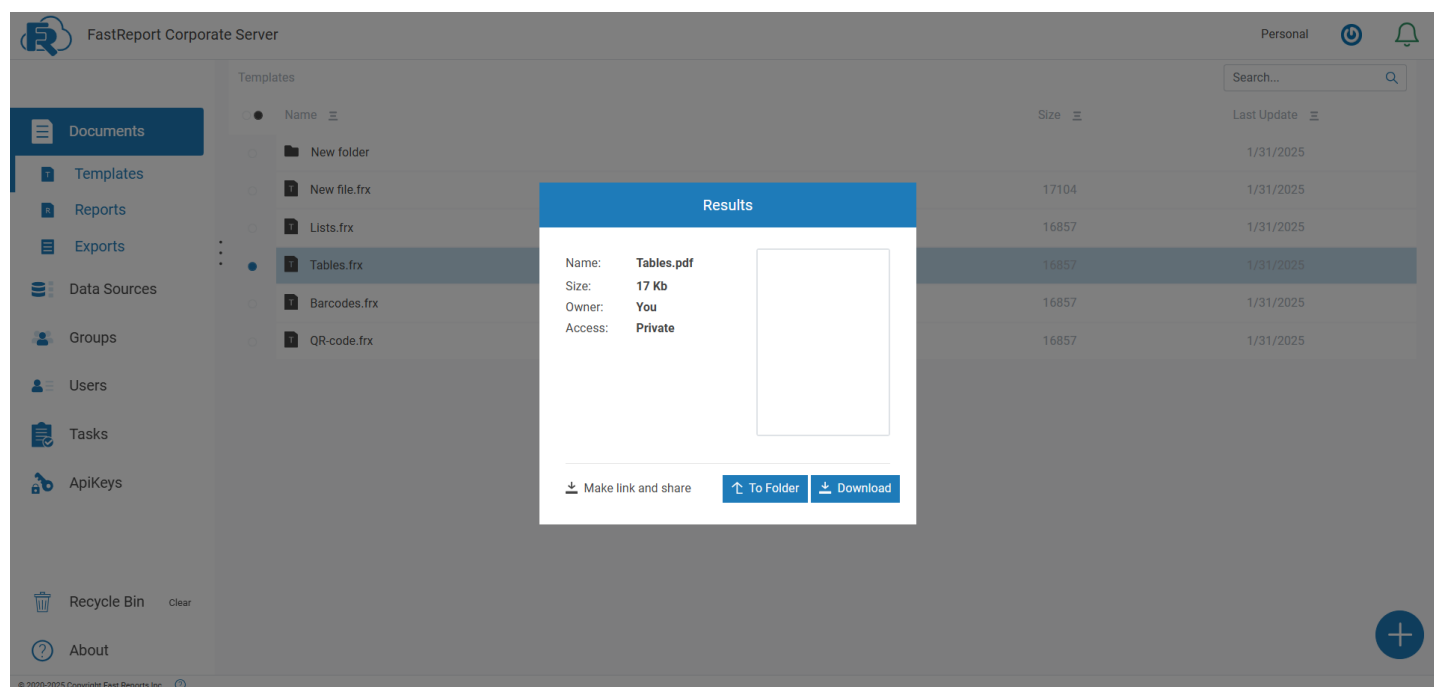
After selecting the export, a settings window opens and the required parameters are set.



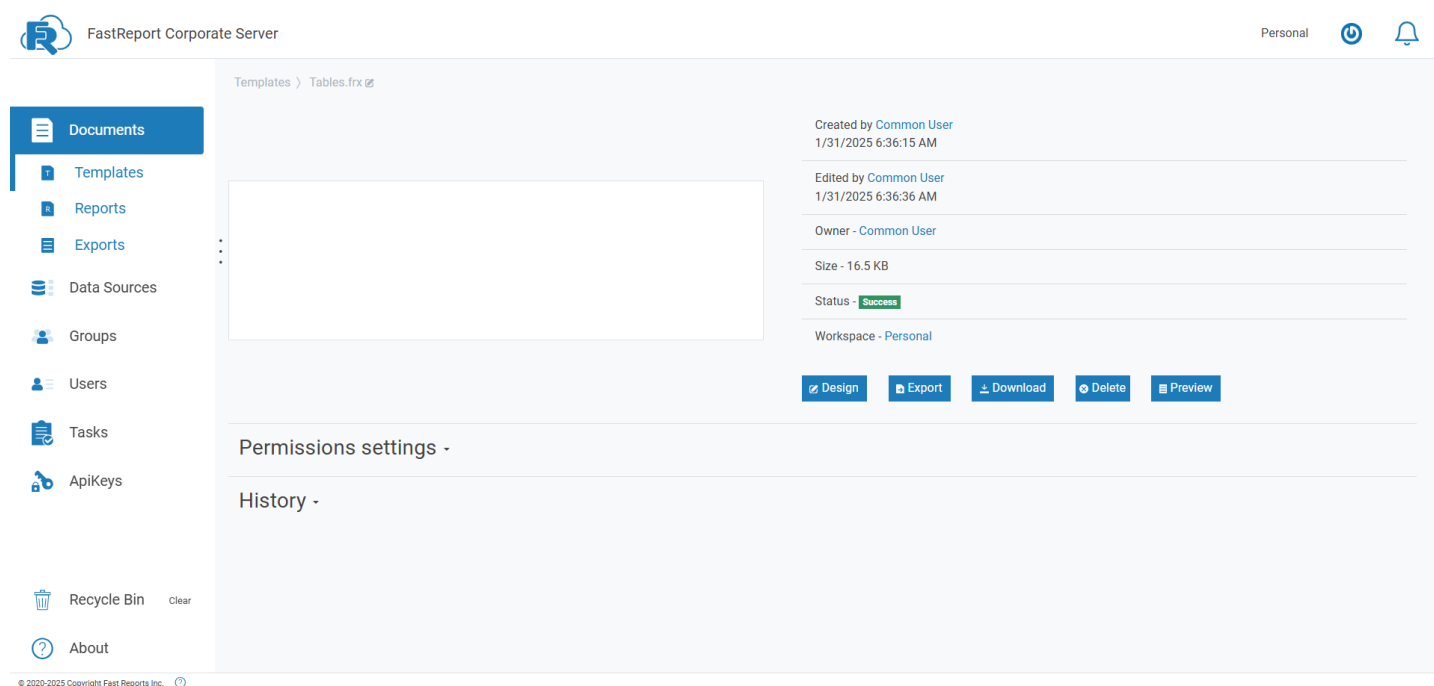
Then, a folder selection window opens, where the export will take place.



Further, after the export is successfully completed, you will see a window with a preview of the result and buttons allowing you to download the export or go to the folder where it is located.



If you click on the "Properties" menu item, a new window will open where you can view detailed information about the file, as well as perform a number of actions on it.



Further on the page, you can see the file [access settings](#).

FastReport Corporate Server

Personal

Documents

Templates

Reports

Exports

Data Sources

Groups

Users

Tasks

ApiKeys

Recycle Bin

About

Permissions settings -

Who can download this file?

Anonymous users (everyone on the web)

This workspace users

Who can get this file's model (and access this page by it)?

Anonymous users (everyone on the web)

This workspace users

Who can lookup this file's permissions settings?

Anonymous users (everyone on the web)

This workspace users

Who can get this file's thumbnail picture?

Anonymous users (everyone on the web)

This workspace users

Who can preview this file?

Anonymous users (everyone on the web)

This workspace users

© 2020-2025 Copyright Fast Reports Inc.

At the bottom of the page is the history of actions performed on the file.

FastReport Corporate Server

Personal

Documents

Templates

Reports

Exports

Data Sources

Groups

Users

Tasks

ApiKeys

Recycle Bin

About

Status - Success

Workspace - Personal

Design

Export

Download

Delete

Preview

Permissions settings -

History -

Common User

Exported ✓

1/31/2025 6:46:03 AM

Common User

Prepared ✓

1/31/2025 6:45:25 AM

Common User

Renamed from "New file (2).frx" to "Tables.frx"

1/31/2025 6:36:36 AM

Common User


Created



1/31/2025 6:36:15 AM

Load more...

© 2020-2025 Copyright Fast Reports Inc.

Deleted files are stored in the recycle bin. You can access it by clicking on the recycle bin icon next to the file list. In the trash, you can delete or restore files.

FastReport Corporate Server

Personal  

Documents

Data Sources

Groups

Users


Tasks





ApiKeys


Recycle Bin Clear

About

Templates Reports Exports

Template's search... 

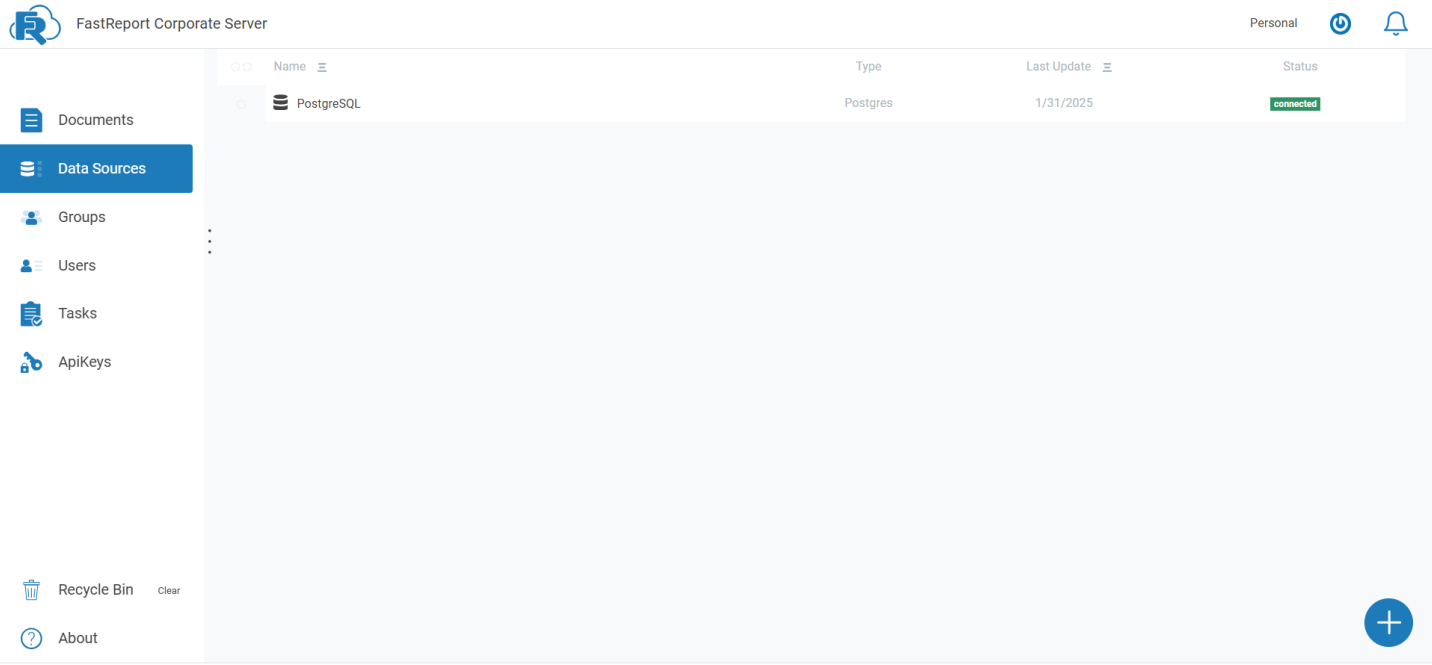
	Name	Size	Last Update
	 New file (1).frx	16857	1/31/2025
	 New file (2).frx	16857	1/31/2025

© 2020-2025 Copyright Fast Reports Inc. 

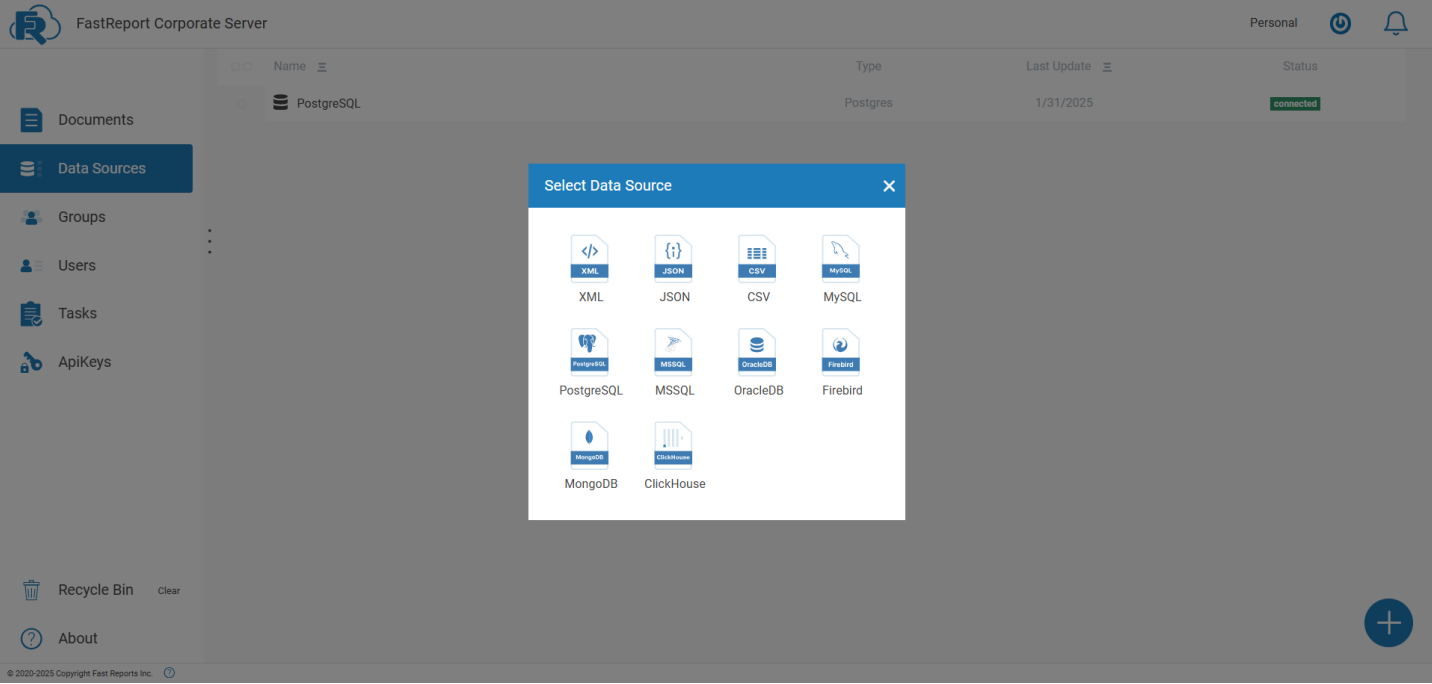
Data Sources

Data Sources are what provide information for building documents. They can be databases (MySQL, MS SQL) as well as other sources (JSON, CSV).

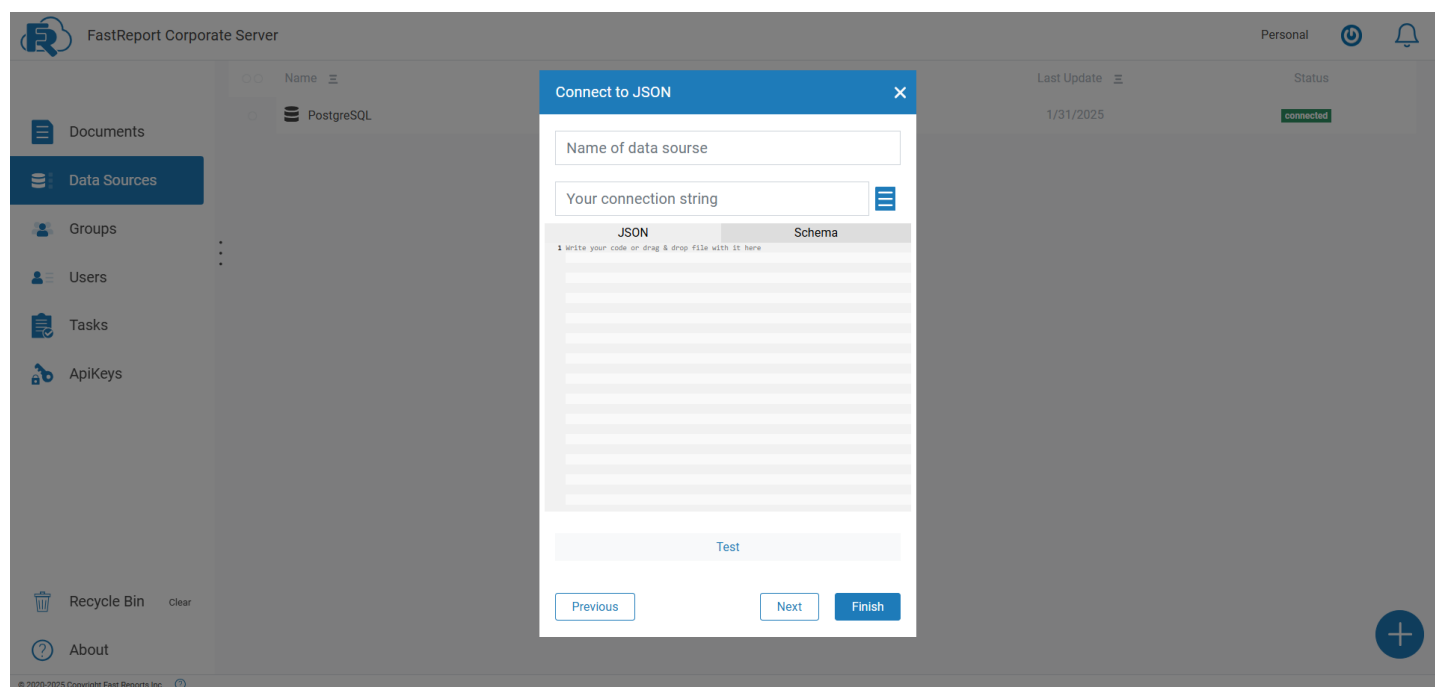
The page contains a list of data sources added to the system, their type, and status (connected or an error occurred during connection).



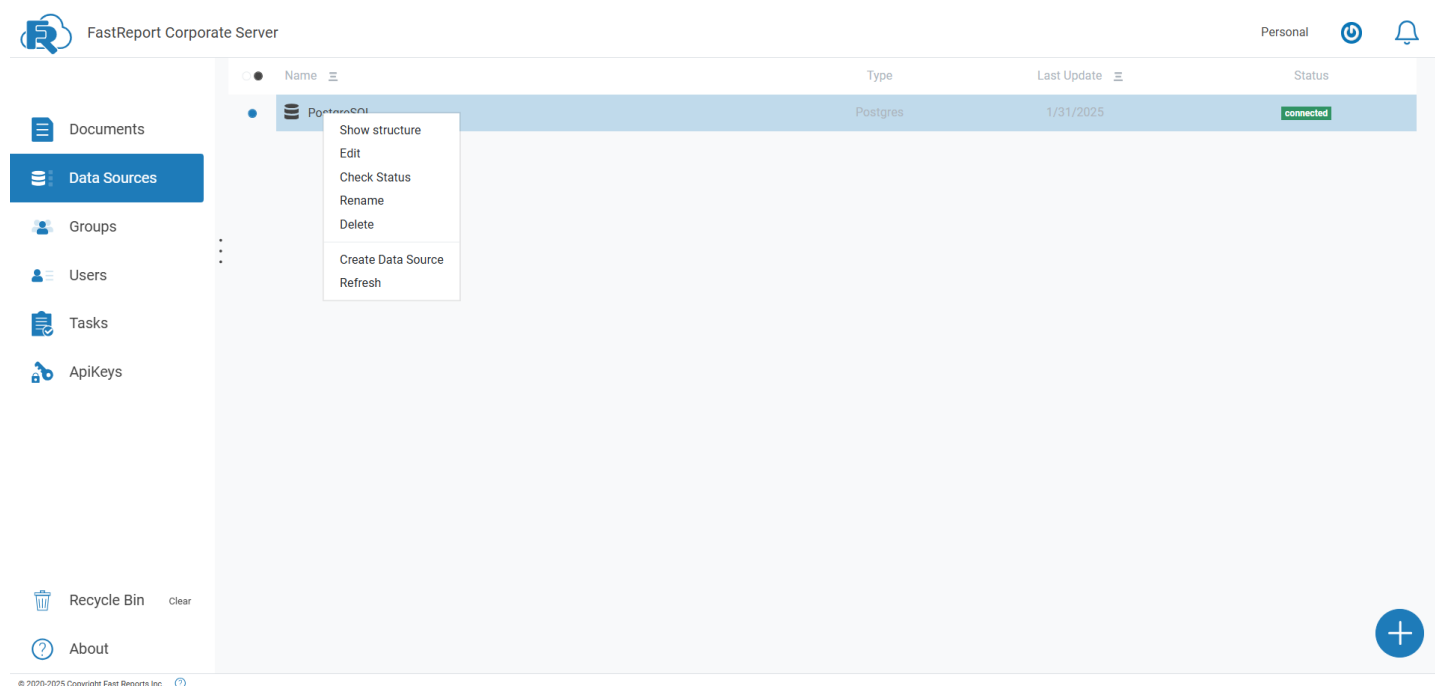
When you click the "+" button, a menu opens with a selection of available sources. If any of them are not here, you can use them in the API.



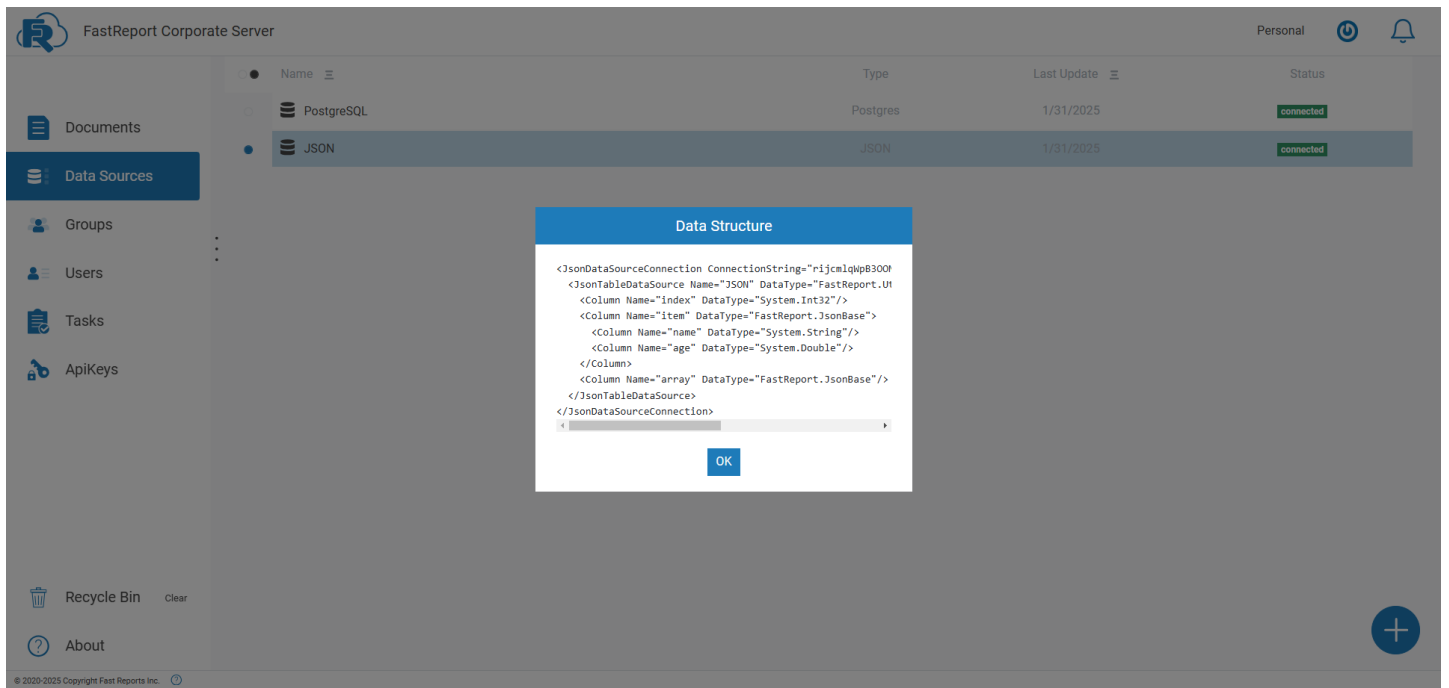
After selecting the source, you need to configure it. Enter the connection string or the data itself.



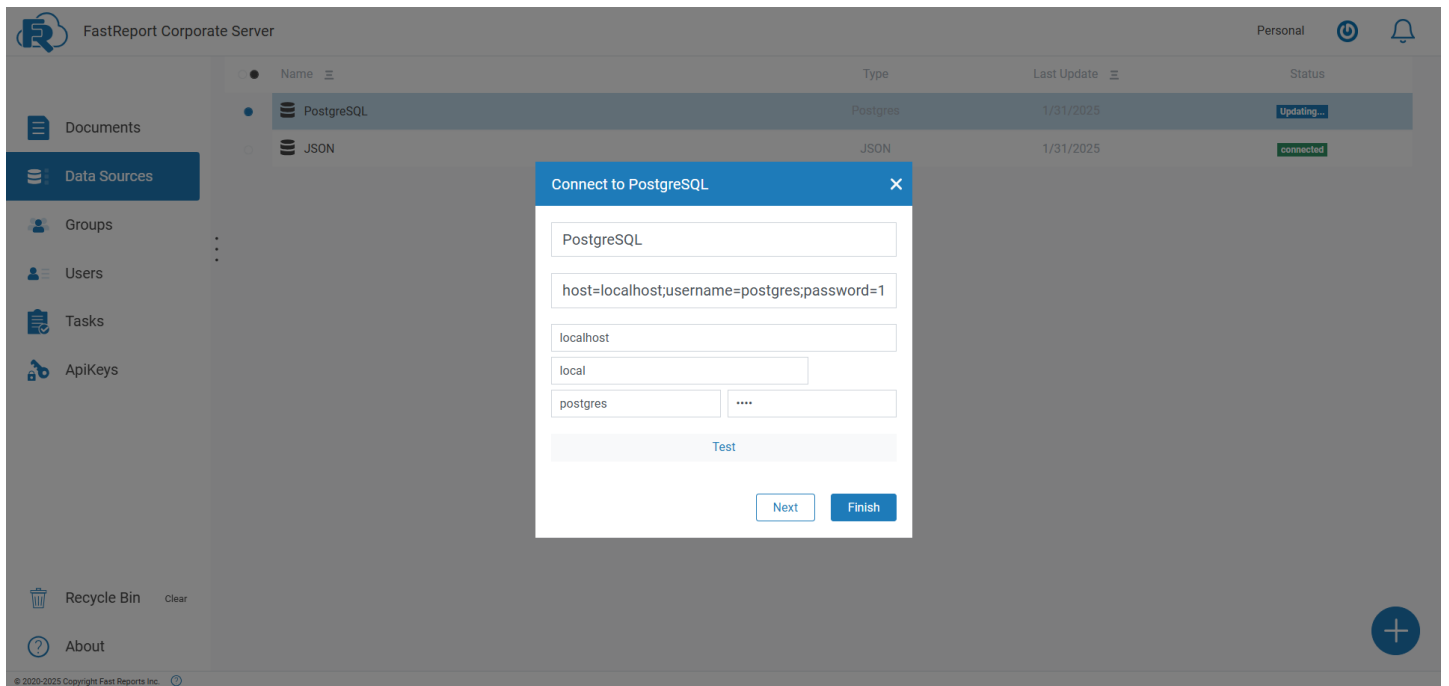
In the context menu, you can see a list of available actions for the source.



The data structure is a tabular representation into which the source is transformed after the connection.



Data sources can be edited.



If you click the "Check status" button, the connection to the source will be made and its structure will be rebuilt.

© 2020-2025 Copyright East Reports Inc.

FastReport Corporate Server

Documents

Data Sources

Groups

Users

Tasks

ApiKeys

Recycle Bin

Clear

About


Personal

Name	Type	Last Update	Status
PostgreSQL	Postgres	1/31/2025	connected
JSON	JSON	1/31/2025	connected

© 2020-2025 Copyright Fast Reports Inc.

Groups

A **user group** is an association of FastReport Corporate Server users who have the same permissions to workspace resources. In other words, these are several users with the same access level, for example, Administrators, Managers, Designers, and Developers.

FastReport Corporate Server

Documents

Data Sources

Groups

Users

Tasks

ApiKeys

Recycle Bin

About

Groups

Add Group

Owner

Other

Anon

Permissions

Users

Workspace Info

Information about the Workspace

Get info

Get permissions info

Edit

Administrate

Documents

Templates, reports, exports and their folders

Get info

Create

Edit

Remove

Download

Preview

Data Sources

Connections to databases

Get info

Create

Edit

Fetch


Remove


Groups

Work with groups

Get info

Personal





© 2020-2025 Copyright Fast Reports Inc.

Users

On the left is a list of users in the workspace and a button to invite new ones. On the right is information about the selected user.

FastReport Corporate Server

Personal

Documents

Data Sources

Groups

Users

Tasks

ApiKeys

Recycle Bin

About

Clear

Users

User Info

Groups

Make invite link

679c40ffb7f3a7c9...

Common User

Id: 679c41851c111aea84083f4f


Name: Common User

Username: CUser

Email: common@user.com


© 2020-2025 Copyright Fast Reports Inc.


If you switch the tab, you can see the list of groups the user is a member of.




FastReport Corporate Server


Personal









Documents




Data Sources




Groups




Users



Tasks




ApiKeys



Recycle Bin

Clear



About

Users

Make invite link


679c40ffb7f3a7c9...

Common User


User Info

Groups

Programmers



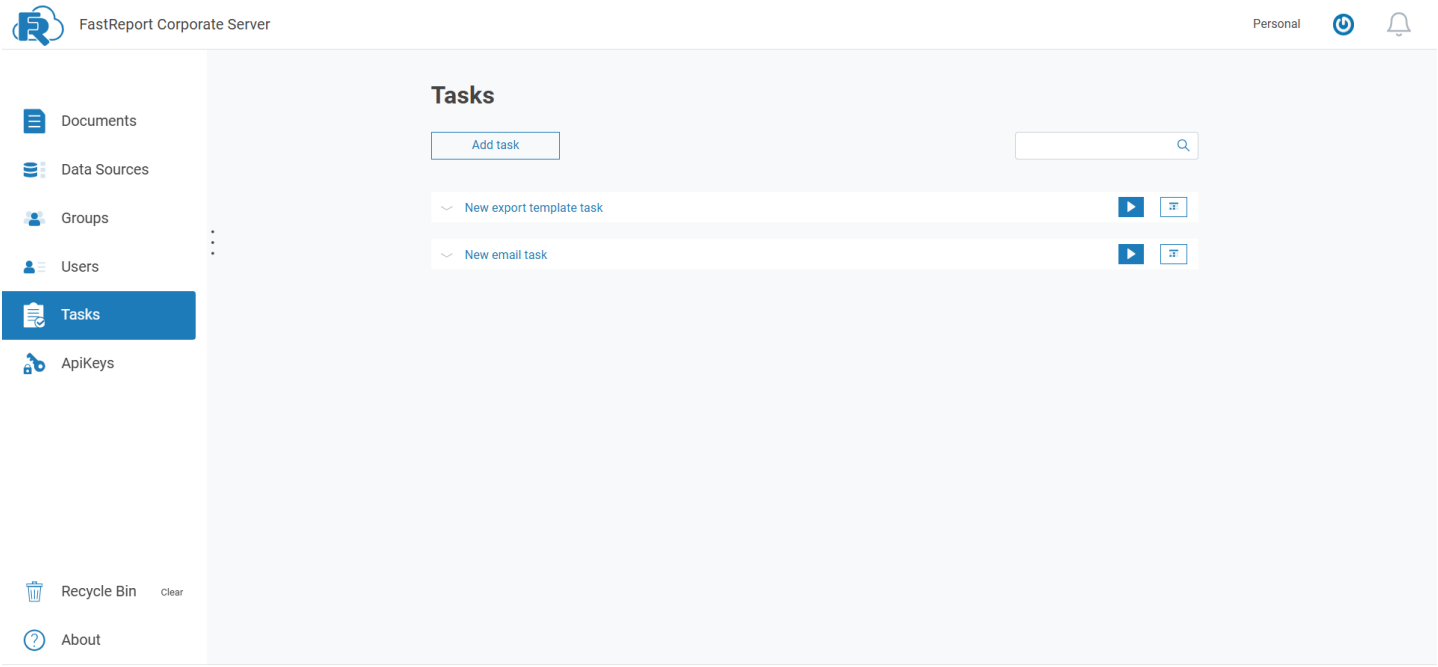
© 2020-2025 Copyright Fast Reports Inc.



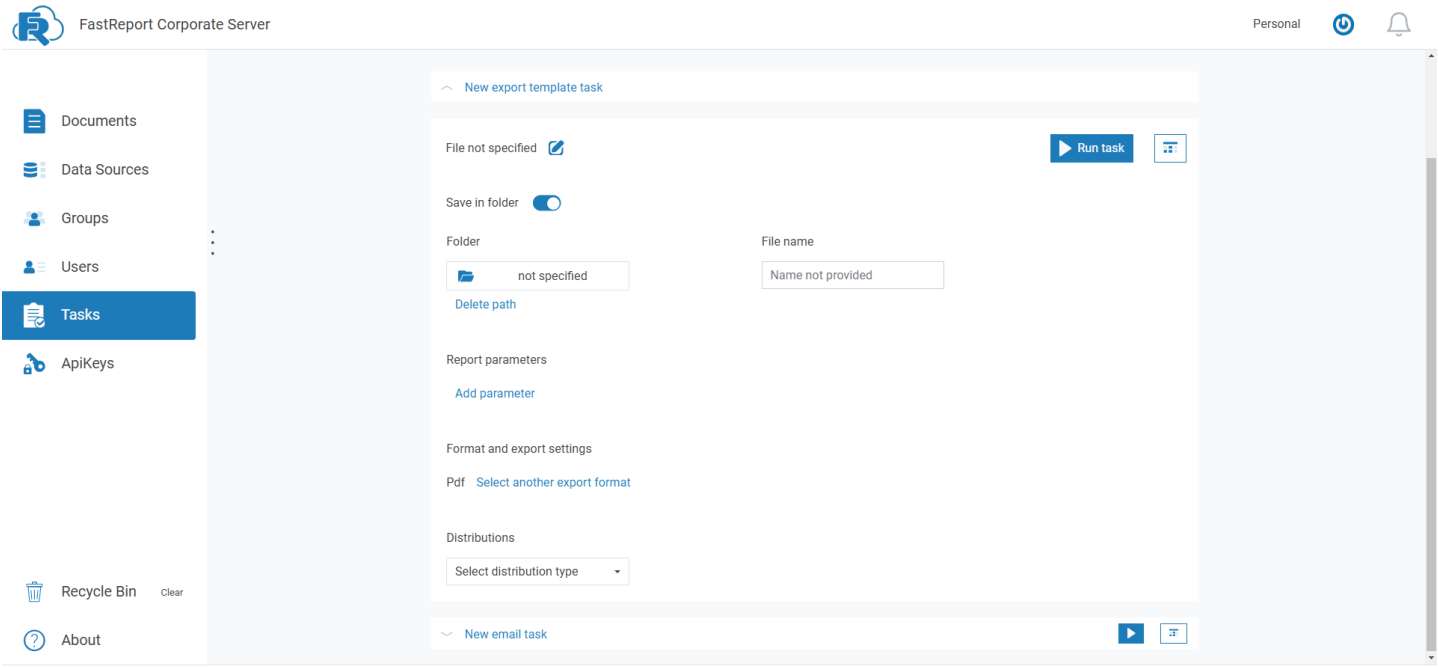
Tasks

Tasks - recurring complex actions that can include exporting, saving to a specified location, sending to email, and more.

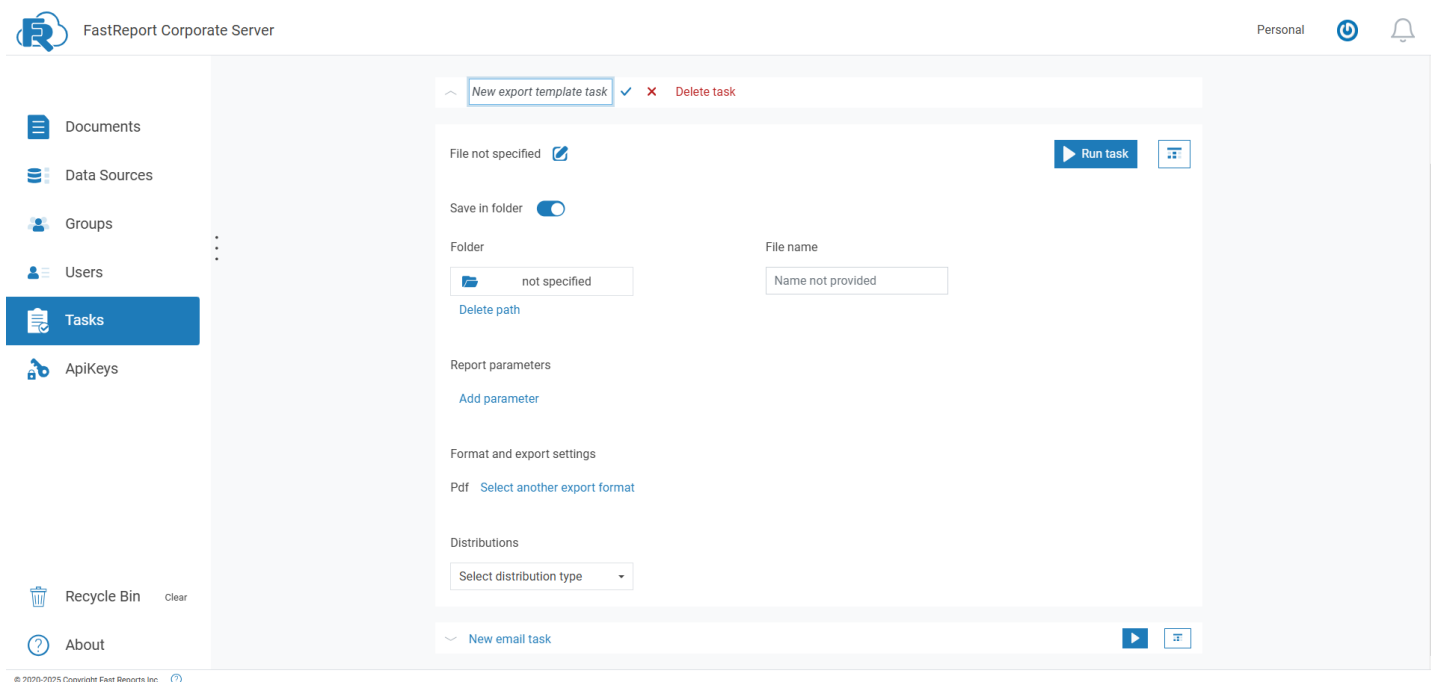
At the top of the page, there is a button to create a new task and a search field. In the central part of the page, there is a list of tasks. To the right of the task name are the buttons to run and set the schedule.



When you click on the dropdown element, the task settings are opened. At the top of each task are the source file, start and scheduling buttons. At the bottom are the task parameters.



If you click on the task name, you can change it in the input field, as well as delete the task.

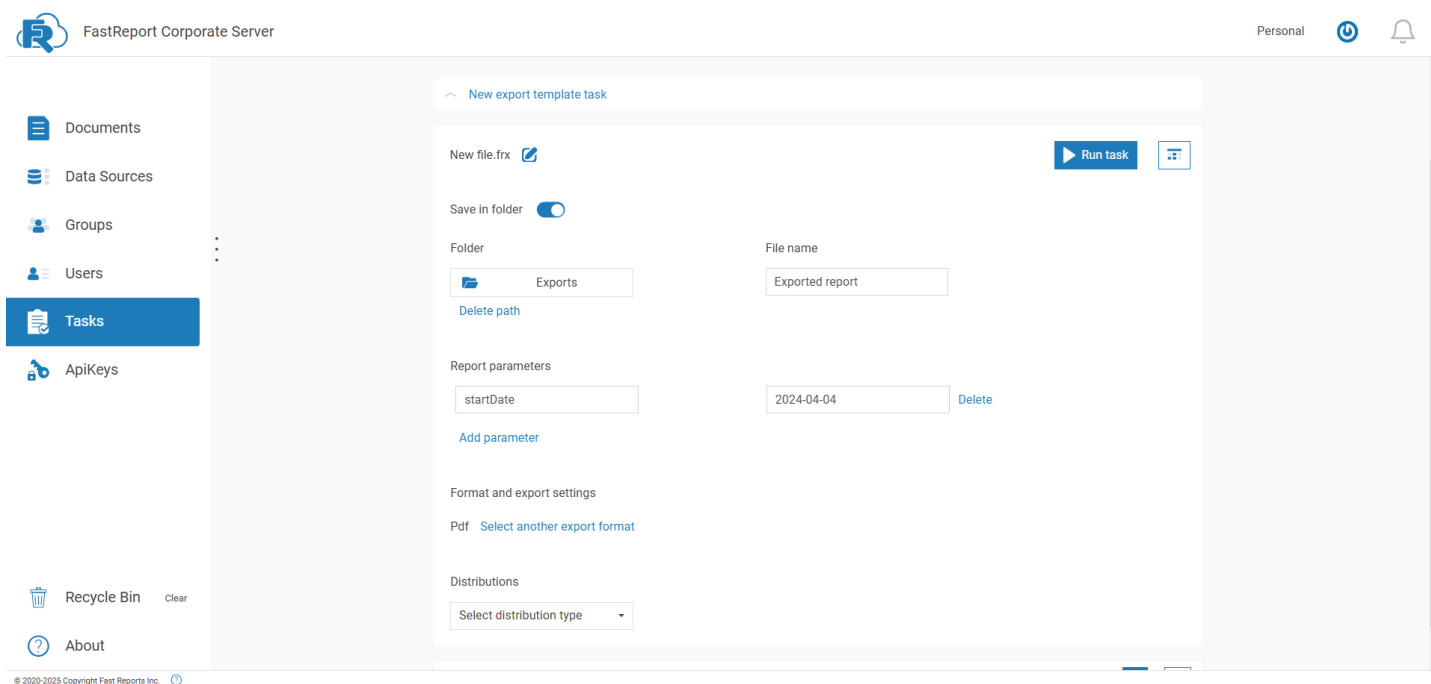


Transformers

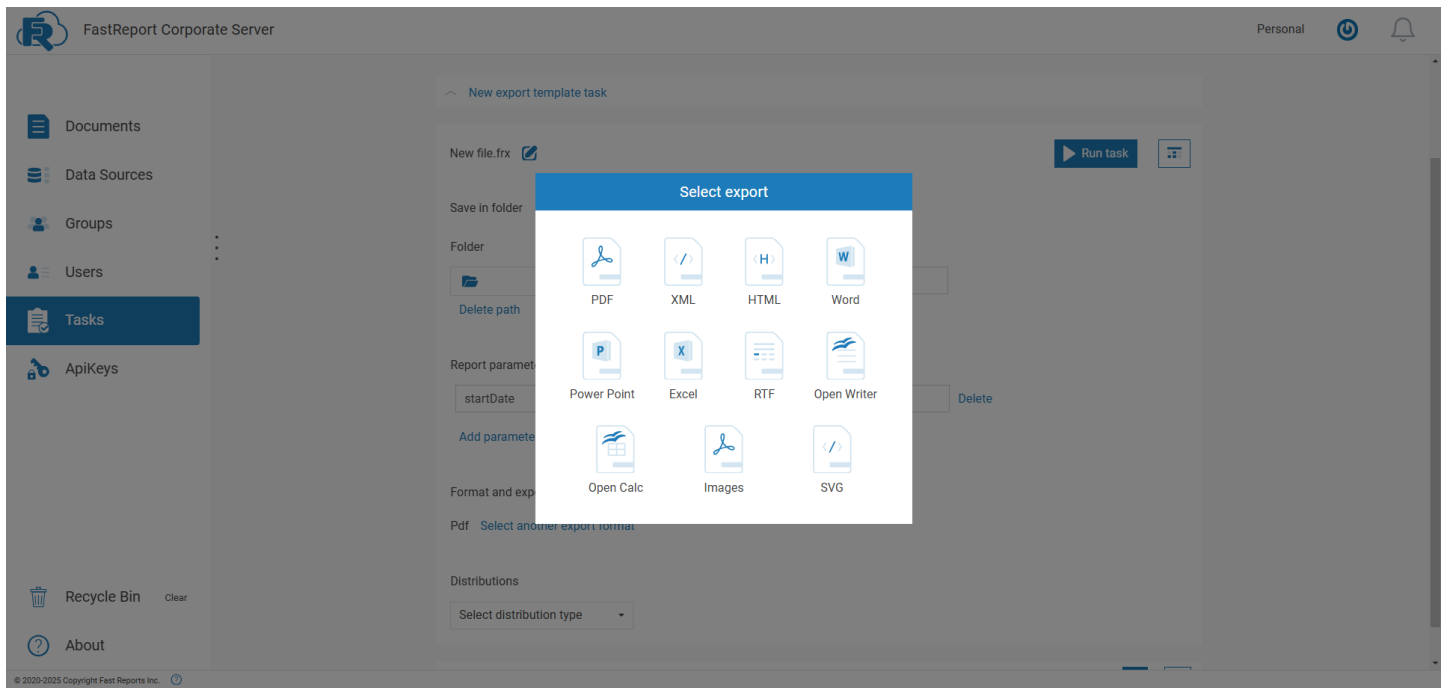
The transformers are: template export, report preparation, and report export.

In the task parameters, the name and folder for saving the output file are located. Next, there are input fields for the parameters that are passed when generating the report, the selection of the format, and the export settings.

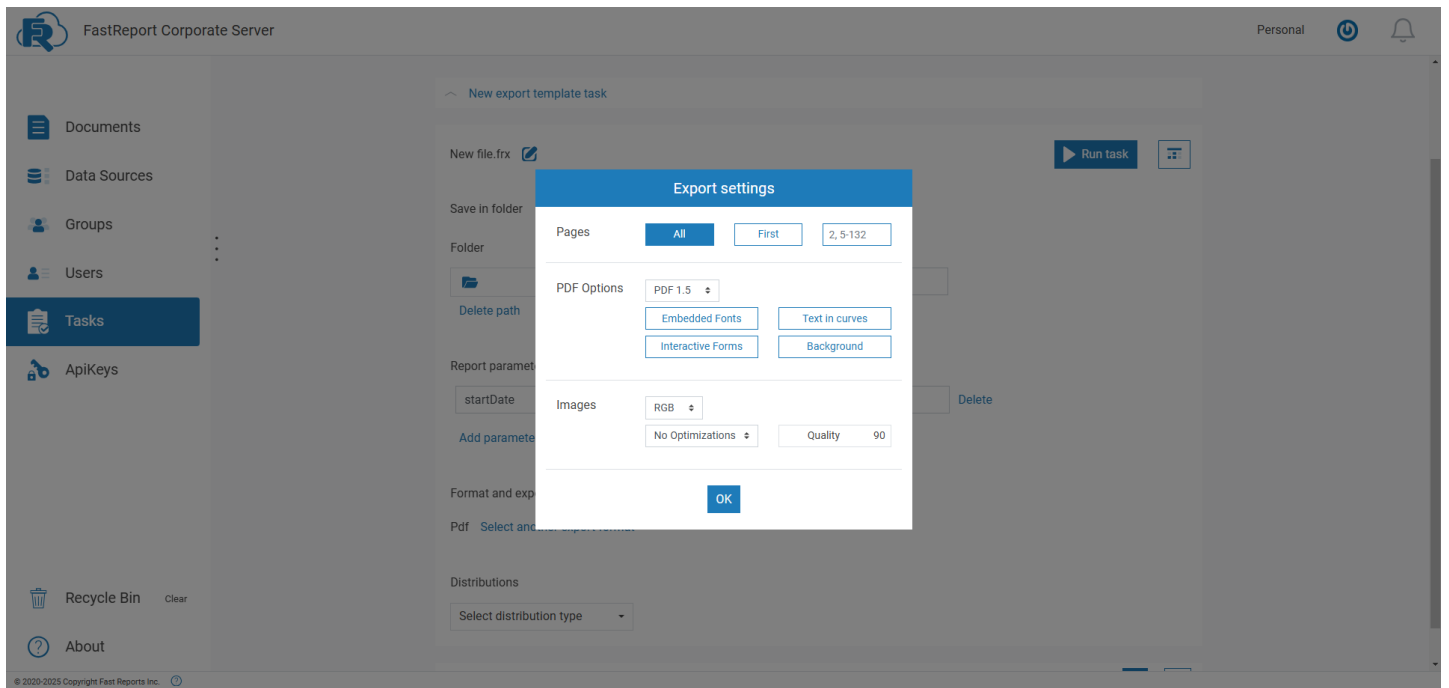
In report preparation, you cannot specify the export format, and in the case of report export, there are no report parameters.



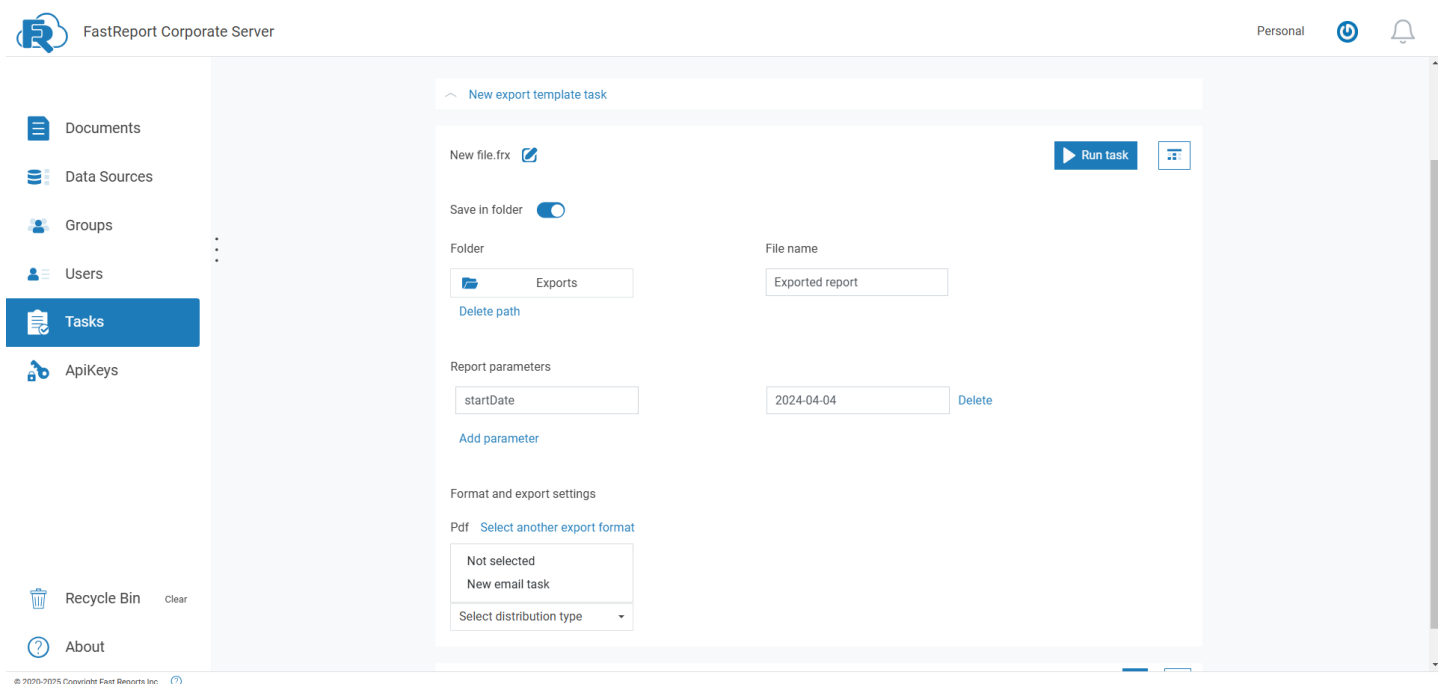
When you click on "Select another export format", a menu opens with a selection of available formats.



After selecting the format, a settings window opens and the required parameters are set.



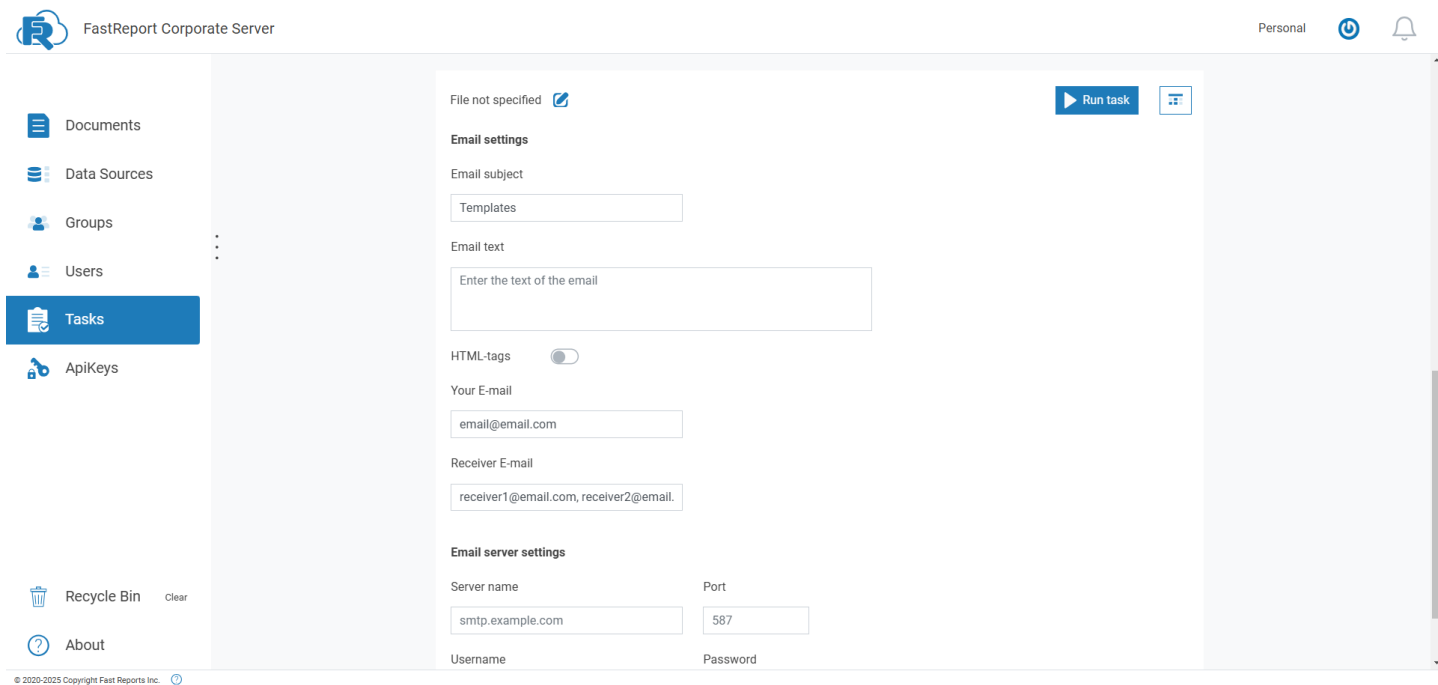
When you click on the dropdown email element, a list of the created transport tasks opens, which are intended to send the results of the execution of transformers.



Transport tasks

Email task

In the upper part of the task panel, there are email settings. In the "Your E-mail" field, you should enter your own email address from which the message will be sent. In the "Recipient E-mail" field, you need to specify the email address(es) of the recipient(s), separating them with a comma. Below are the fields for configuring the email server.



Webhook

On the email to webhook task panel, there is a field for entering the URL address to which the requests will be sent. Directly below it is a field for entering the necessary headers for the service.

FastReport Corporate Server

Personal

Documents

Data Sources

Groups

Users

Tasks

ApiKeys

Recycle Bin

About

© 2020-2025 Copyright Fast Reports Inc.

tasks

Add task

New export template task

New email task

New Webhook task

File not specified

Run task

Webhook parameters

Url

https://example.com

Headers

Authorization

Bearer <token>

Delete

Content-type

application/json

Delete

Content-Length

348

Delete

Add header

FTP Delivery

On the page, there are fields for entering the connection parameters to the FTP server, and selecting the encryption. At the bottom is a field for entering the destination folder where the file should be transferred. The option to archive the file is available.

FastReport Corporate Server

Personal

Documents

Data Sources

Groups

Users

Tasks

ApiKeys

Recycle Bin

About

© 2020-2025 Copyright Fast Reports Inc.

tasks

Add task

New export template task

New email task

New Webhook task

New FTP upload task

File not specified

Run task

FTP parameters

Host

ftp.example.com

Port

21

Username

example.com

Password

.....

Use SFTP

Path to destination folder

/public/documents

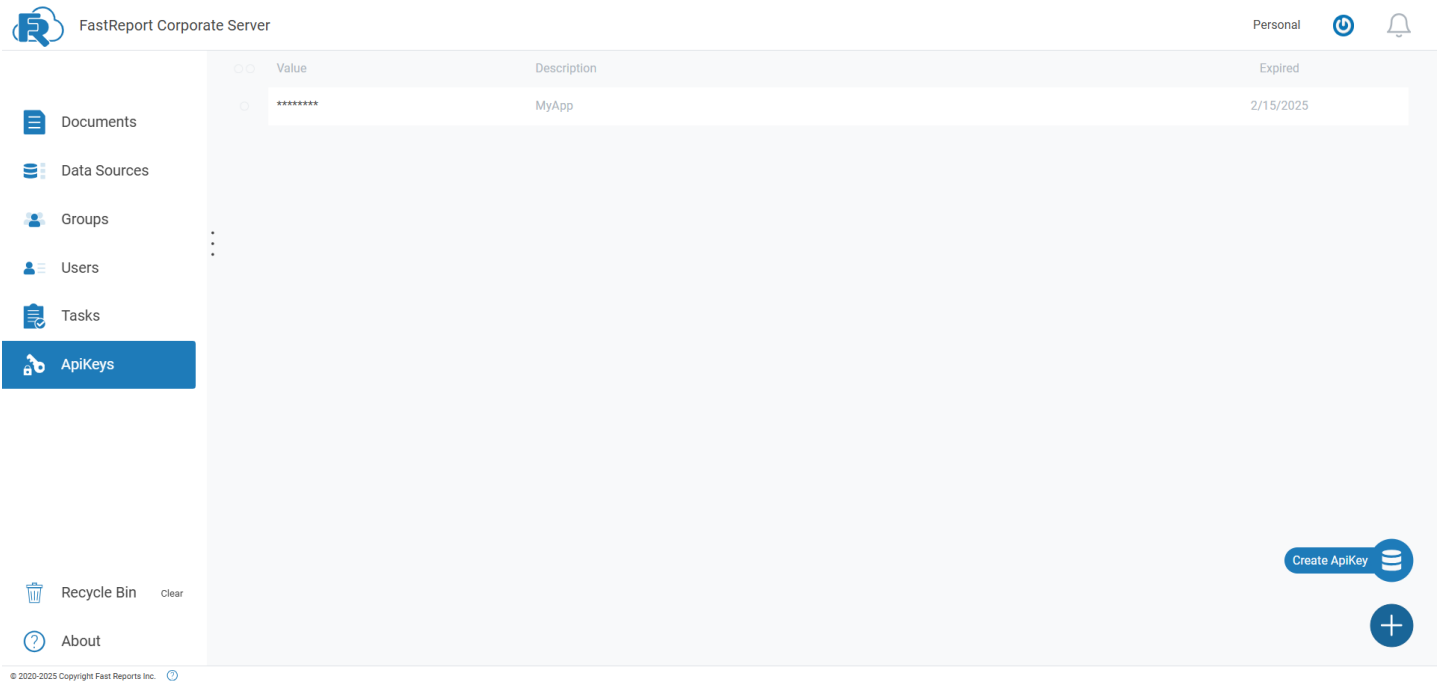
Archive files

archive

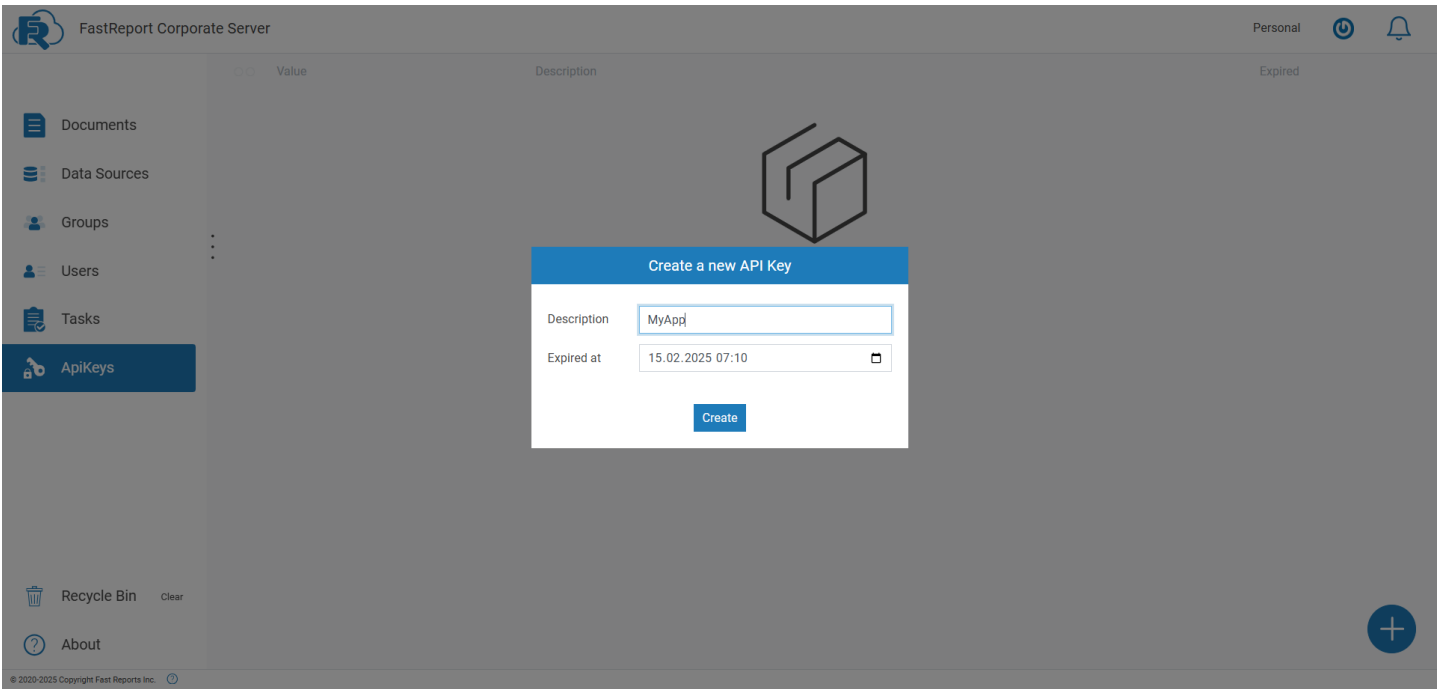
API keys

API keys allow you to use the system's API and are a text string.

The list of keys displays their description and the date until which they are valid.



Clicking on the "+" icon opens the menu for creating a new key.



Admin Panel

After completing the [report server installation](#), you can start using FastReport Corporate Server.

The Admin Panel is a visual interface for managing users, subscriptions, files and other elements of FastReport Corporate Server.

To get started, use your browser to go to the report server at localhost:8080 and enter the following data in the window that appears:

Username:

Password:

To get to the admin panel, go to localhost:8080/homer.

The default username and password can later be changed on the [users page](#).

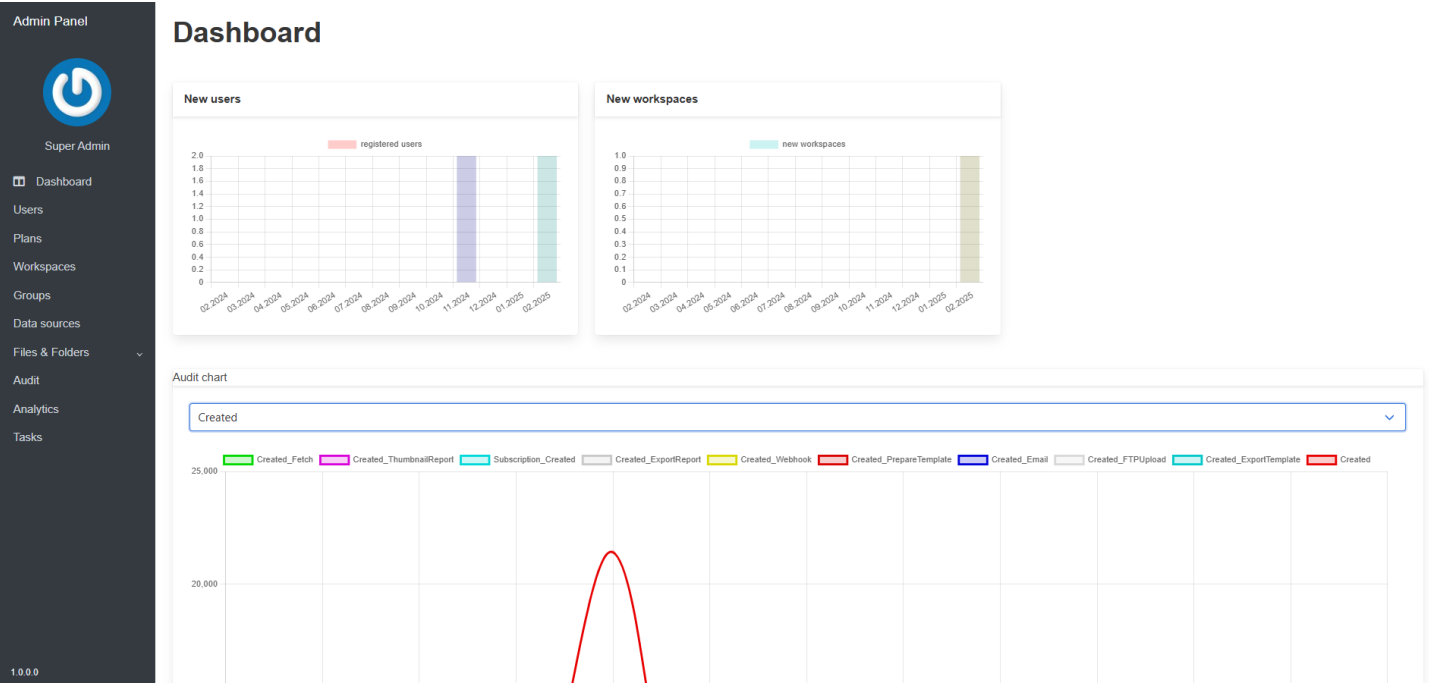
For interaction and a more detailed description of the FastReport Corporate Server API, you can use Swagger at the link localhost:8080/api/swagger.

Dashboard

On the Dashboard page, you can see the following information:

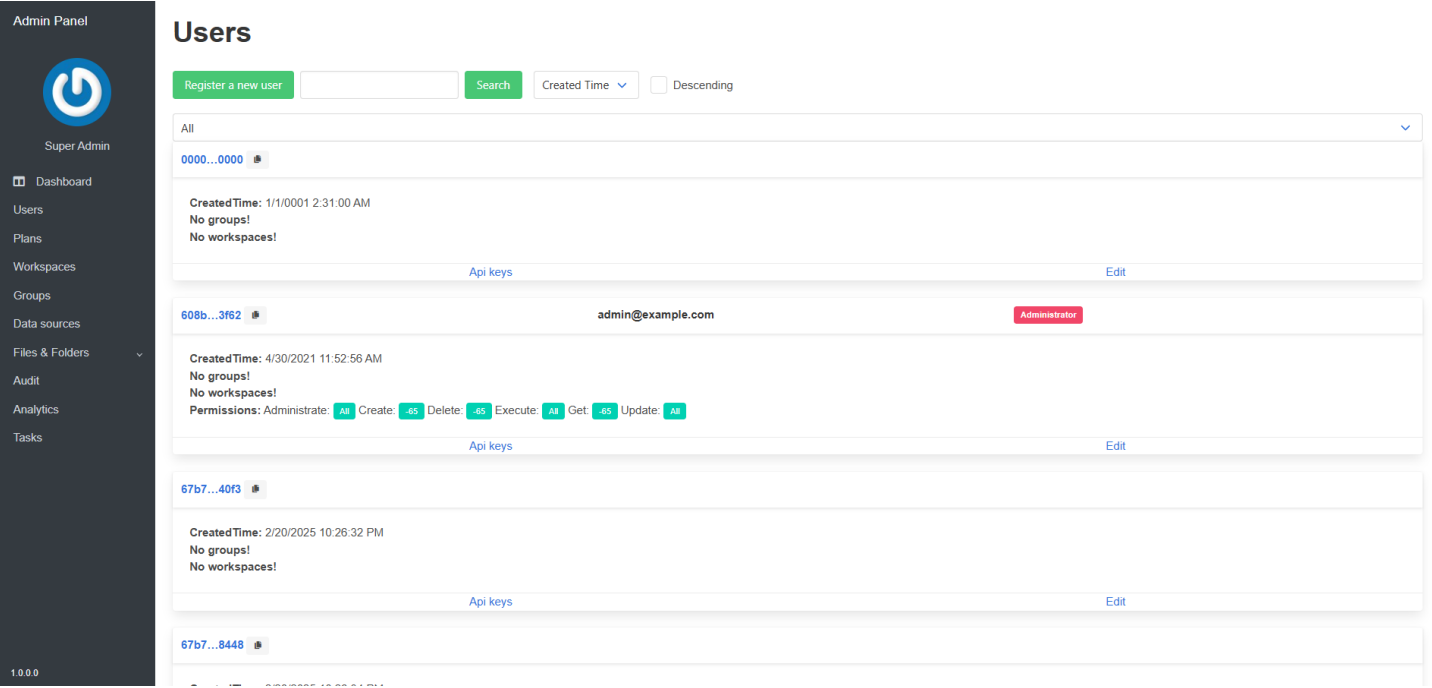
- new users;
- new workspaces;
- the audit chart is a diagram that shows how the values of the indicators have changed over time and what actions have been performed on the server.

The chart can be filtered by excluding unnecessary audits; to do this, simply click on the name of the type. Additionally, audits can be sorted by their status (All, Created, In Queue, In Process, Failed, Success, Deleted).



Users

The FastReport Corporate Server Users Management page. At the top of the page, there is a button to create a new user, a search field and a selection for sorting type.



The following shows list of users. When you click on the "Api keys" button takes you to the management page for the selected users [Api keys](#).


When you click on the "Edit" button, the user settings editing page opens.

When you click on the "Register a new user" button, it takes you to the new user registration page.

On the editing and creation pages, you can specify the following user parameters:

- Email — the users email address (must be valid);
- Full name — the users full name;
- Username — the users alias;
- Password — the users password;
- Workspaces — a list of all workspaces available to the user;
- Groups — a list of all groups the user belongs to;
- Default Workspace — workspace, that should be selected by default, when performing requests.
- Profile visibility — select which parts of users profile is publically visible (only ID, email, username, full name).

Admin Panel



Super Admin

Dashboard

Users

Plans

Workspaces

Groups

Data sources

Files & Folders

Audit

Analytics

Tasks

1.0.0.0

[Users](#) / [Register a user](#)

Register a user

User ID

67b784f7861c1766de9fa47d

Randomize user id!

Email

email for local auth

Full name

William Anderson

Username

8oooblegum

Password, call the user to update the password with a user panel!

!*\$%FHHqf^FA(sta

Workspaces

add Workspace id

Groups

add group id

Default Workspace

There is no any Workspace. Create a Workspace before editing a user

Profile visibility

None


Email

Username

Full name

The "Administrator" flag provides access to the administrative panel and grants the user all administrative permissions. Below is the management of administrative permissions for users who is not an administrator.

Admin Panel



Super Admin

Dashboard

Users

Plans

Workspaces

Groups

Data sources

Files & Folders

Audit

Analytics

Tasks

1.0.0.0

☐ Is Administrator (Admin Permissions!! Only Admin! Not for regular user!)

	Create:	Delete:	Execute:	Get:	Update:	Administrate:
<div>Nullify</div>						
None	<input checked="" type="checkbox"/>	<input checked="" type="checkbox"/>	<input checked="" type="checkbox"/>	<input checked="" type="checkbox"/>	<input checked="" type="checkbox"/>	<input checked="" type="checkbox"/>
Subscription plan	<input type="checkbox"/>	<input type="checkbox"/>		<input type="checkbox"/>	<input type="checkbox"/>	
Subscription	<input type="checkbox"/>	<input type="checkbox"/>		<input type="checkbox"/>	<input type="checkbox"/>	<input type="checkbox"/>
Group	<input type="checkbox"/>	<input type="checkbox"/>		<input type="checkbox"/>	<input type="checkbox"/>	<input type="checkbox"/>
User	<input type="checkbox"/>	<input type="checkbox"/>		<input type="checkbox"/>	<input type="checkbox"/>	
Data source	<input type="checkbox"/>	<input type="checkbox"/>		<input type="checkbox"/>	<input type="checkbox"/>	<input type="checkbox"/>
File	<input type="checkbox"/>	<input type="checkbox"/>		<input type="checkbox"/>	<input type="checkbox"/>	<input type="checkbox"/>
Api key	<input type="checkbox"/>	<input type="checkbox"/>		<input type="checkbox"/>		
Invite	<input type="checkbox"/>	<input type="checkbox"/>		<input type="checkbox"/>		
Task		<input type="checkbox"/>		<input type="checkbox"/>		<input type="checkbox"/>
Renew			<input type="checkbox"/>			
Analytics			<input type="checkbox"/>			
Problem solving			<input type="checkbox"/>			
Data source fetch			<input type="checkbox"/>			
ReCount			<input type="checkbox"/>			
Audit				<input type="checkbox"/>		
All	<input type="checkbox"/>	<input type="checkbox"/>	<input type="checkbox"/>	<input type="checkbox"/>	<input type="checkbox"/>	<input type="checkbox"/>

Register

Cancel

Plans


Plan is a set of paid resources that are accessed, as well as a set of restrictions on these resources.

The subscription plans management page allows you to create a new plan, view details, edit, and delete plans. At the top, there is a "Create a new plan" button that redirects to the plan creation page.

The following parameters can be configured for a plan:

NAME	DESCRIPTION
Name	The display name of the plan.
Time period	The time period when the subscription will be valid.
Time period type	Type of time period when the subscription will be valid.
Readonly time period	The time period when the subscription data will be still available to GET requests.
Readonly time period type	Type of time limit for readonly access after subscription was outdated.
Online Designer	Includes access to the Online designer in the plan.
Is active	Indicates that the plan is active; inactive plans will not be shown to users.
Is Demo	Indicates that this plan can be used as a trial.
Templates Space Limit	Maximum size that can be used for templates, in Mb.
Reports Space Limit	Maximum size that can be used for reports, in Mb.
Exports Space Limit	Maximum size that can be used for exports, in Mb.
File Upload Size Limit	Limit for the single file's size, in Mb.
Data source Limit	Maximum number of data sources in the subscription.
Groups limit	Maximum number of groups that can be created in the subscription.
User slots limit	Maximum number of users in the subscription.
Page limit	Page limit in prepared or exported report.
Unlimited width or height on pages	Can the user use unlimited width/height in the report.
Link to buy	Link that open to buy this subscription.
Tasks	Manages access to tasks that will be available to the user.

Admin Panel



Super Admin

Dashboard

Users

Plans

Workspaces

Groups

Data sources

Files & Folders

Audit

Analytics

Tasks

1.0.0.0

Plans

Create a new plan

ID: 608b...bf38	Name: Admin Plan	Active
Time Period: 100 Year		
Templates Space Limit: 9.79 GB	Reports Space Limit: 9.79 GB	Exports Space Limit: 9.79 GB
Details	Edit	Delete

ID: 608b...bf3f	Name: Personal	Active
Time Period: 1 Month		
Templates Space Limit: 25 MB	Reports Space Limit: 50 MB	Exports Space Limit: 100 MB
Details	Edit	Delete

ID: 608b...bf41	Name: Team	Active
Time Period: 1 Month		
Templates Space Limit: 50 MB	Reports Space Limit: 100 MB	Exports Space Limit: 250 MB
Details	Edit	Delete

ID: 608b...bf43	Name: Company	Active
Time Period: 1 Month		
Templates Space Limit: 100 MB	Reports Space Limit: 200 MB	Exports Space Limit: 1000 MB

Workspaces

On [workspace](#) page you can find the following information:

- a button to create a new workspace;
- selection of sorting type (CreatedTime, StartTime, EndTime, Name, Locale, Plan);
- included tags — tags that you want to include in the filtering results;
- excluded tags — tags that you want to exclude from the filtering results;
- a search field.

Admin Panel

Super Admin

Dashboard

Users

Plans

Workspaces

Groups

Data sources

Files & Folders

Audit

Analytics

Tasks

Workspaces

Create a new Workspace

CreatedTime

☐ Descending

Included tags

Excluded tags

Search

ID: 608b...bf3d

Name: Admins

Start: 30.04.2021

End: 30.04.2121

Current plan ID: 608b...bf38

Current plan name: Admin Plan

Owner: 608b...3f62

Tags: admin;

Templates 608b...bf3a

Reports 608b...bf3b

Exports 608b...bf3c

Memory: 66.67 KB / 9.79 GB — 0.001%

Memory: 16 KB / 9.79 GB — 0.000%

Memory: 101.04 KB / 9.79 GB — 0.001%

Details

ID: 67b4...e620

Name: New workspace

Start: 01.02.2025

End: 28.02.2026

Current plan ID: 608b...bf3f

Current plan name: Personal

Owner: 608b...3f62

Templates 67b4...e61d

Reports 67b4...e61e

Exports 67b4...e61f

Memory: 16 KB / 25 MB — 0.063%

Memory: 16 KB / 50 MB — 0.031%

Memory: 16 KB / 100 MB — 0.016%

Details

<

1

>

10

Below is a list of all workspaces with basic information.

Details

The "Details" button redirects to a page for viewing more detailed information about the workspace.


On this page, you can manage the parameters of the selected workspace.

The top panel contains the following buttons:

- Renew – allows you to select a plan, start date, and expiration date of the current subscription;
- Edit – allows you to change the name of the workspace, regional settings, and add tags;
- Update plan – change the parameters of the current subscription plan;
- Manage permissions – allows you to change the owner for entities and manage the permissions of each group;
- Invites – manage invitations for new users to the workspace;
- Delete – delete the workspace;
- Back to subscriptions – navigate to the subscriptions page;
- Go to audits – navigate to the audits page of the selected subscription;
- Go to owner – navigate to the page of the user designated as the owner of the workspace;

Below is the basic information about the workspace, root folders, and plan.

Admin Panel



Super Admin

Dashboard

Users

Plans

Workspaces

Groups

Data sources

Files & Folders

Audit

Analytics

Tasks

1.0.0.0

Workspaces / New workspace

Workspace details

Renew

Edit

Update plan

Manage permissions

Invites

Delete

Back to subscriptions

Go to audits

Go to owner

Current Workspace

ID: 67b4...e620

Name: New workspace

Locale:

Templates 67b4...e61d
Memory: 16 KB / 25 MB — 0.063%

Reports 67b4...e61e
Memory: 16 KB / 50 MB — 0.031%

Exports 67b4...e61f
Memory: 16 KB / 100 MB — 0.016%

[2/1/2025 - 2/28/2026](#)

From: 2/1/2025 4:06:39 PM

To: 2/28/2026 4:06:00 PM


Name	Value
Id	608bcb00fc215f4e1075bf3f
Name	Personal
Period	1 Month
Readonly Limit	1 Second
Online Designer	Enabled
Active	Yes
Demo	Yes
Templates Space Limit	25 MB
Reports Space Limit	50 MB
Exports Space Limit	100 MB
File Upload Size Limit	10 MB

Groups

A **user group** is an association of FastReport Corporate Server users who have the same access permissions to workspace resources. In other words, these are several users with the same access level, for example, Administrators, Managers, Designers, and Developers.

This page is intended for managing groups. At the top, there is a button to create a new group, followed by buttons for editing, deleting the group, and managing its permissions, as well as the main information.

Admin Panel



Super Admin

Dashboard

Users

Plans

Workspaces

Groups

Data sources

Files & Folders

Audit

Analytics

Tasks

1.0.0.0

Groups

Create a new group

	#	Name	Workspace
<div>EditPermissionsDelete</div>	67b7...c09d	Marketing	608b...bf3d
<div>EditPermissionsDelete</div>	67b7...c09e	Managers	608b...bf3d
<div>EditPermissionsDelete</div>	67b7...c09f	Testing	608b...bf3d
<div>EditPermissionsDelete</div>	67b7...c0a0	Administrators	608b...bf3d

<1>

10

Data sources

This page contains a list of all data sources, allows for editing, managing permissions, and provides the ability to preview the structure of the data source.

At the top, there is a button to create a new data source, followed by a filter by data source type, a search field, and sorting options.

Admin Panel

Super Admin

Dashboard

Users

Plans

Workspaces

Groups

Data sources

Files & Folders

Audit

Analytics

Tasks

1.0.0.0

Data sources

Create a new data source

JSON

MSSQL

CSV

XML

Search

CreatedTime

☐ Descending

				#	Name	Type	Connection string	Workspace Id
Edit	Permissions	Preview	Delete	6752...5f40	Connection	Connected	JSON	[NULL]
Edit	Permissions	Preview	Delete	6753...8af7	Connection (1)	Connected	JSON	[NULL]
Edit	Permissions	Preview	Delete	6753...8b00	Connection (3)	Connected	JSON	[NULL]
Edit	Permissions	Preview	Delete	6755...57f9	Connection (2)	Connected	JSON	[NULL]

<

1

>

10

Files and Folders

In FastReport Corporate Server has 3 types of documents: templates (.frx), reports (.fpx), and exports (various formats from pdf to html). Switching between file types is done on the panel located on the left of the screen.

At the top, there is a filter for the file or folder status (Only deleted files, Only not deleted files, All Files), a button to create a new file/folder, and a sorting type option.

Below, you can see the following information about the file or folder:

TITLE	DESCRIPTION
“Edit” button	Redirects to the file/folder editing page, allowing management of their permissions.
“Recover” button	Restores the file/folder if it is in the recycle bin.
“ToBin” button	Moves the file/folder to the recycle bin if it is not already there.
“Delete” button	Permanently deletes the file/folder (the root folder cannot be deleted or moved to the recycle bin).
Id	Identifier for the file/folder.
Name	Name of the file/folder.
Parent Id	Identifier of the parent folder that contains the file/folder.
Tags	Tags assigned to the file/folder.
Size	Size of the file/folder in MB.
“Download” Button	Downloads the file or folder.
Subscription Id	Identifier of the workspace in which the file or folder is located.

For templates, report parameters are also displayed.

Admin Panel

Super Admin

Dashboard

Users

Plans

Workspaces

Groups

Data sources

Files & Folders

- Templates
- Template Folders
- Reports
- Report Folders
- Exports
- Export Folders

Audit

Analytics

Tasks

1.0.0.0

Templates

☒ All files

☐ Only not deleted files

☐ Only deleted files

Create a new template

Search

CreatedTime

Descending

#	Name	Parent Id	Tags	Size, mb	Workspace Id	Parameters
<div>EditRecoverDelete</div>	67ad...2b00	example.frx	608b...bf3a	16.98 KB	Download608b...bf3d	3
<div>EditToBinDelete</div>	67af...94ac	test.frx	608b...bf3a	16.71 KB	Download608b...bf3d	1

<

1

>

10



Audit

Audits allow tracking and recording actions related to entities.


At the top of the page, there are filters for the type of audit action, a search by entity ID, creator, workspace, time interval, and filters for excluded and included subscriptions, users, and tags.

The page also contains the following information about audits:

TITLE	DESCRIPTION
Id	Identifier of the audit.
Entity Id	Identifier of the entity associated with the audit.
Creator User Id	Identifier of the user who performed the action.
Type	Type of audit action.
Workspace Id	Identifier of the workspace where the audit action occurs.
Created Time	Date and time of the audit creation.
Details	Detailed information about the audit.

Below, a chart of audits is displayed. The "Show Statistics" button, when clicked, opens a chart showing all newly created workspaces and users.

Admin Panel



Super Admin

Dashboard

Users

Plans

Workspaces

Groups

Data sources

Files & Folders

Audit

Analytics

Tasks

1.0.0.0

Audit

Audit action type

Task_Created_ExportTemplate

Task_Created_ExportReport

Task_Created_PrepareTemplate

Task_Created_Fetch

Search pattern

searching for audit events

From

To

Apply

Exclude users

Users ids

Exclude subscriptions

Subs ids

Included tags

Sub tags

Excluded tags

Sub tags

#	Name	Entity Id	Creator User Id	Type	Workspace	Created Time	Details
67b7...c0af	Template is ... been deleted	67b5...5698	608b...3f62	File_Deleted	608b...bf3d	2/20/2025 10:59 PM	Details
67b7...c0ae	test.frx	67af...94ac	608b...3f62	File_Updated	608b...bf3d	2/20/2025 10:59 PM	Details
67b7...c0ad	test.frx	67af...94ac	608b...3f62	File_Updated	608b...bf3d	2/20/2025 10:59 PM	Details
67b7...c0ac	example.frx	67ad...2b00	608b...3f62	File_Updated	608b...bf3d	2/20/2025 10:58 PM	Details
67b7...c0ab	example.frx	67ad...2b00	608b...3f62	File_Updated	608b...bf3d	2/20/2025 10:58 PM	Details
67b7...c0aa	Error on getting task	6752...5f40	608b...3f62	Task_Success_Fetch	608b...bf3d	2/20/2025 10:51 PM	Details
67b7...c0a9	Error on getting task	6752...5f40	608b...3f62	Task_InProcess_Fetch	608b...bf3d	2/20/2025 10:51 PM	Details
67b7...c0a8	Error on getting task	6752...5f40	608b...3f62	Task_InQueue_Fetch	608b...bf3d	2/20/2025 10:51 PM	Details
67b7...c0a7	Error on getting task	6752...5f40	608b...3f62	Task_Success_Fetch	608b...bf3d	2/20/2025 10:51 PM	Details
67b7...c0a6	Error on getting task	6752...5f40	608b...3f62	Task_InProcess_Fetch	608b...bf3d	2/20/2025 10:51 PM	Details

Task_Created_Fetch

Task_Created_ThumbnailReport

Task_Success_Email

File_Updated

Task_InQueue_Email

Task_Success_Webhook

Task_InQueue_Webhook

Task_InProcess_Webhook

Task_InProcess_Email

Subscription_Created

Task_Deleted_Webhook

Task_Deleted_ExportReport

Task_Created_ExportReport

Task_Deleted_Email

Task_Deleted_PrepareTemplate

Task_Created_Webhook

Task_Created_PrepareTemplate

Task_Success_FTPUpload

Task_Created_Email

Task_Success_ExportReport

Task_Deleted_FTPUpload

File_Content_Updated

Task_Fail_FTPUpload

Task_Created_FTPUpload

Task_InProcess_ExportReport

Task_InQueue_ExportReport

Task_Updated_ExportReport

Task_InProcess_Fetch

Task_InQueue_Fetch

Task_Success_Fetch

Task_Updated_PrepareTemplate

File_Tags_Updated

Task_InQueue_FTPUpload

Task_InProcess_FTPUpload

Task_Fail_ThumbnailReport

Task_Updated_ExportReport

Task_Fail_ThumbnailTemplate

Task_Deleted_ExportTemplate

Task_Created_ExportTemplate

File_Renamed

Task_Updated_Webhook

File_Moved

Task_InQueue_ThumbnailReport

Task_InProcess_ThumbnailReport

Task_Updated_Email

Task_Success_PrepareTemplate

File_Permissions_Updated

Task_Updated_FTPUpload

Task_InProcess_PrepareTemplate

Task_InQueue_PrepareTemplate

File_Restored

Task_InProcess_ThumbnailTemplate

Task_InQueue_ThumbnailTemplate

Task_Deleted_ExportTemplate

Task_Rename_ExportTemplate

Task_Fail_ExportTemplate

Task_InProcess_ExportTemplate

Task_InQueue_ExportTemplate

File_Failed

fast-report.com

75 / 126


Analytics

The page displays the following potential problems:

TITLE	DESCRIPTION
Sizes	Recalculate free space in all workspaces, check for any discrepancies in database.
Dead workspaces	Find users, that refer to workspaces, that don't exist anymore.
Empty workspaces	Find workspaces, that don't have any users.
Lost gridFS files	Find file data in gridFS, to which no file entity is reffering to.
Files without chunks	Find file that has no gridFS chunks.
Unrelated bocuments	Find all entities (files, folders, datasources, groups, tasks), that belong to workspaces, that no longer exists.
Files with deleted parents	Find all files with deleted parents.

If any problems were found in the workspaces, buttons are provided below to fix all problems or only selected ones.

Admin Panel



Super Admin

Dashboard

Users

Plans

Workspaces

Groups

Data sources

Files & Folders

Audit

Analytics

Tasks

1000

Analytics

Sizes

Dead workspaces

Empty workspaces

Lost gridFS files

Files without chunks

Unrelated documents

Files with deleted parents

Request time: 0 seconds.


No problems found!

Tasks

Tasks are repetitive complex actions that may include exporting, saving to a specified location, sending to email, and more.

At the top of the page, there is a task search field and a sorting type option. The "Delete" button permanently removes the task. The "Details" button navigates to a page with all the parameters of the selected task.

Admin Panel



Super Admin

Dashboard

Users

Plans

Workspaces

Groups

Data sources

Files & Folders

Audit

Analytics

Tasks

1.0.0.0

Tasks

Search

Id

Descending

	#	Name	Workspace	Details
Delete	67b7...c0b5	New export template task	608b...bf3d	Details
Delete	67b7...c0b7	New prepare template task	608b...bf3d	Details
Delete	67b7...c0b9	New export report task	608b...bf3d	Details
Delete	67b7...c0bb	New email task	608b...bf3d	Details
Delete	67b7...c0bd	New FTP upload task	608b...bf3d	Details
Delete	67b7...c0bf	New Webhook task	608b...bf3d	Details

< 1 >

10

Release notes

- [Version 2025.2](#)
- [Version 2025.1](#)
- [Version 2024.2](#)
- [Version 2024.1](#)
- [Version 2023.1](#)
- [Version 2022.3](#)
- [Version 2022.2](#)

FastReport Corporate Server 2025.2

In version 2025.2 of FastReport Corporate Server, the ability to use custom fonts has been added, functionality for Tasks, data sources, and preview service has been improved, the installation wizard has been redesigned, and a new edition of Corporate Server — FastReport Publisher — has been introduced.

Font Service

Users can now upload their own fonts in *.ttf and *.otf formats and use them for template design in the Online Designer, in the preview window, and in exports to various formats. Fonts are stored in the user's workspace. New fonts can be added or existing ones can be configured on the "Workspace Information" page or via the API (method descriptions are available at the link <https://{corporateserver}/api/swagger/> in the Fonts section).

Fonts ▾

Fonts Upload

Add from catalog

Upload

Uploaded Fonts

Roboto

...

Caveat

...

Fira Code

...

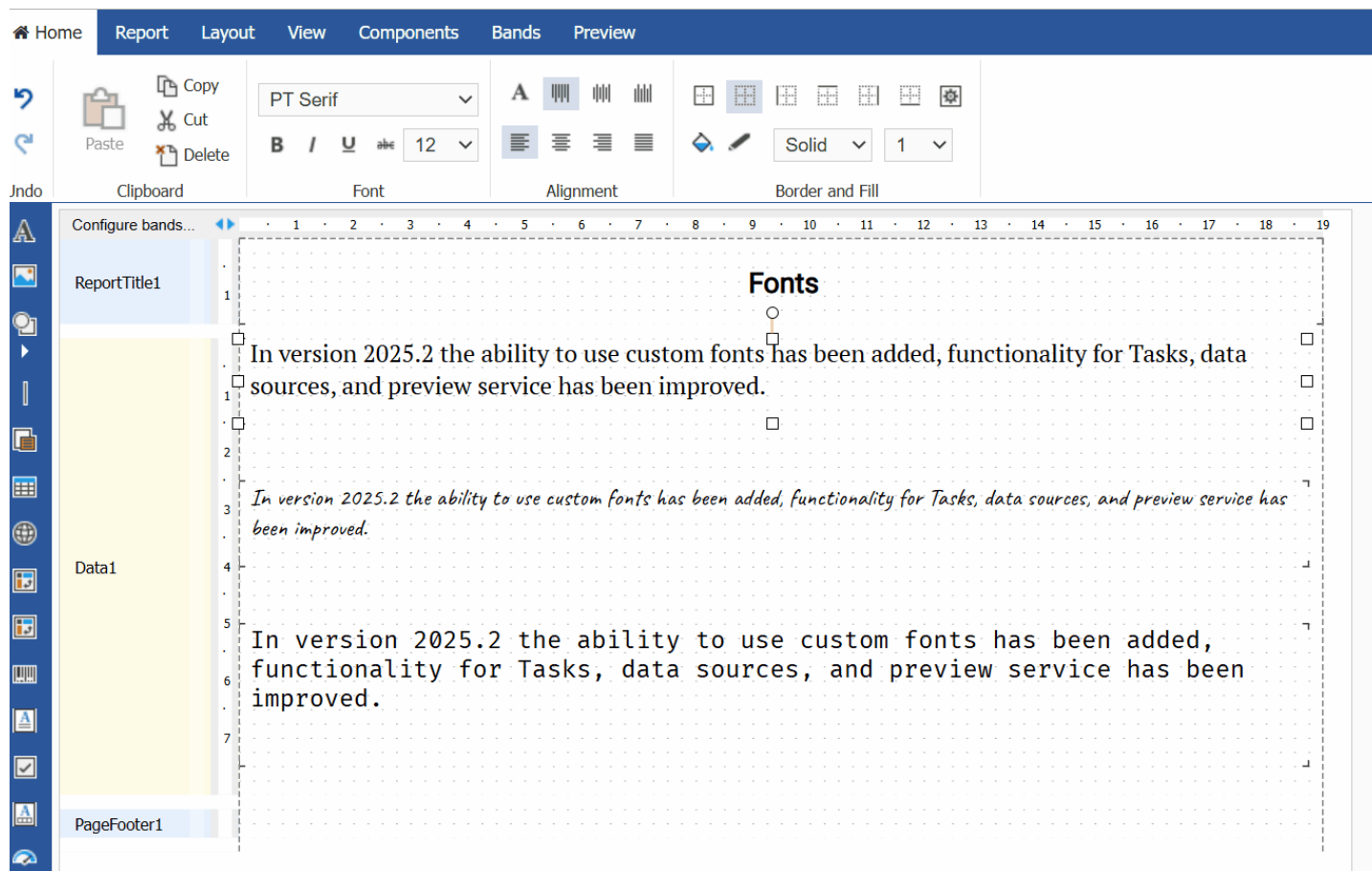
Rubik Mono One

...

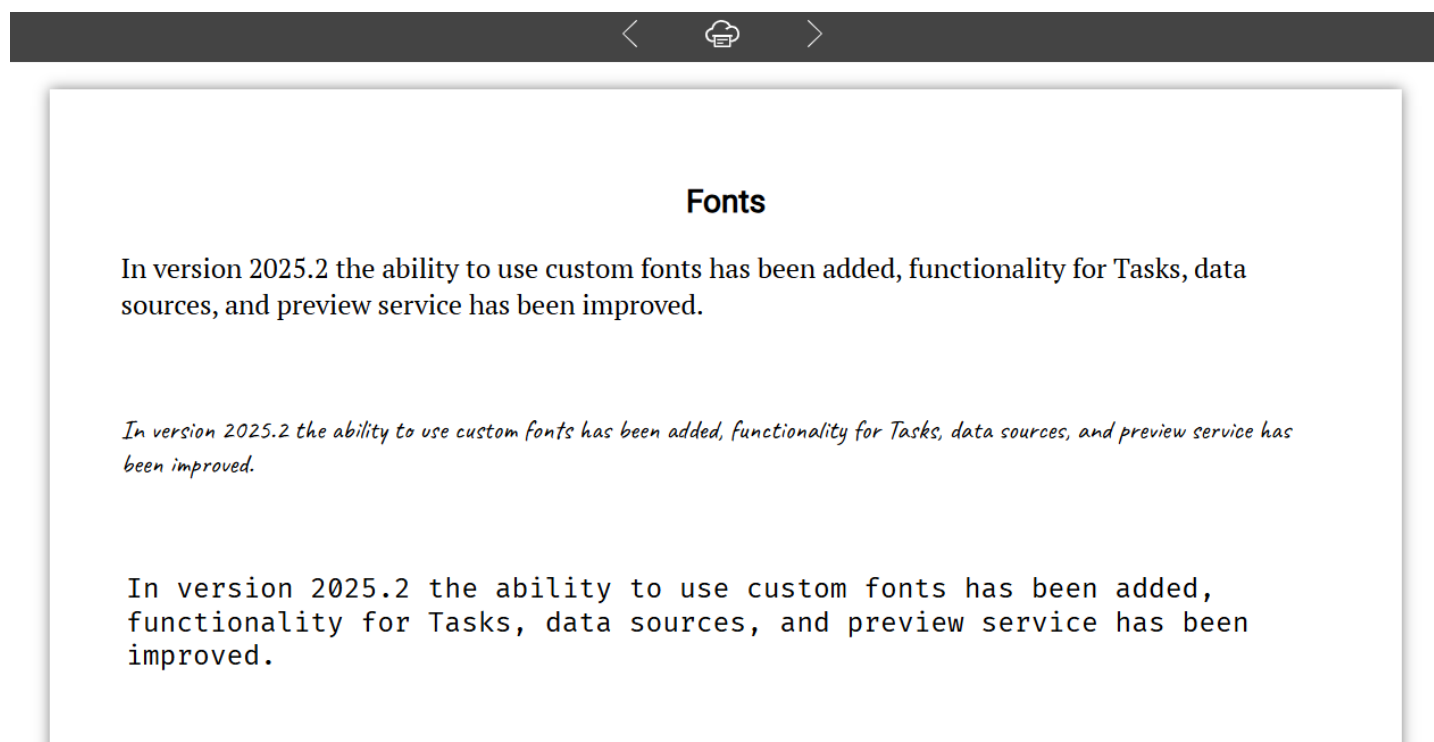
PT Serif

...

Once a font is added, it can be used within the Online Designer.



In the preview window, it will appear as follows.



When exporting to various formats, it will also work correctly. However, please keep in mind some details. For the font to be displayed in the generated document, you need to have that font installed on the device from which the document is being viewed or embed the font in the document itself. This functionality is supported, for example, in PDF export.

Fonts

In version 2025.2 the ability to use custom fonts has been added, functionality for Tasks, data sources, and preview service has been improved.

In version 2025.2 the ability to use custom fonts has been added, functionality for Tasks, data sources, and preview service has been improved.

In version 2025.2 the ability to use custom fonts has been added, functionality for Tasks, data sources, and preview service has been improved.

Task Filtering by Task Type Added

Two new parameters have been added to the method for retrieving the list of Tasks `/api/tasks/v1/Tasks`:

- `taskType`
- `useProjection`

The `taskType` parameter allows the user to specify the type of Tasks to be returned. The `useProjection` (`true/false`) parameter indicates whether all information about the task will be returned or only the minimum necessary information.

These parameters will help when you need to find all tasks of the specified types, for example, email tasks and FTP tasks.

Ability to Search for Files Saved as a Result of Task Execution Added

The models of export and prepared reports have been updated to include the fields `taskId` and `taskMessageId`. After the execution of transformers, the generated report is saved in the Reports or Exports folder, depending on the type of Task being performed. Additionally, the `taskId` field of this document includes the identifier of the transformer Task (for example, the task of exporting from a template) that created the file.

To find an export or report by `taskId` use the following methods:

```
/api/rp/v1/Exports/File/Task/{taskId}
/api/rp/v1/Reports/File/Task/{taskId}
```

The `taskMessageId` field contains a unique identifier that is generated with each execution of a Task. Below are the methods used to search for documents created after the specified task execution.


```
/api/rp/v1/Exports/File/TaskMessage/{taskMessageId}
/api/rp/v1/Reports/File/TaskMessage/{taskMessageId}
```






Additionally, running a "Task without saving" (`/api/tasks/v1/Tasks/run`) returns `taskMessageId`, which can be

used to find the generated documents in Exports or Prepared Reports.

Custom Query Names in Data Sources Now Unique

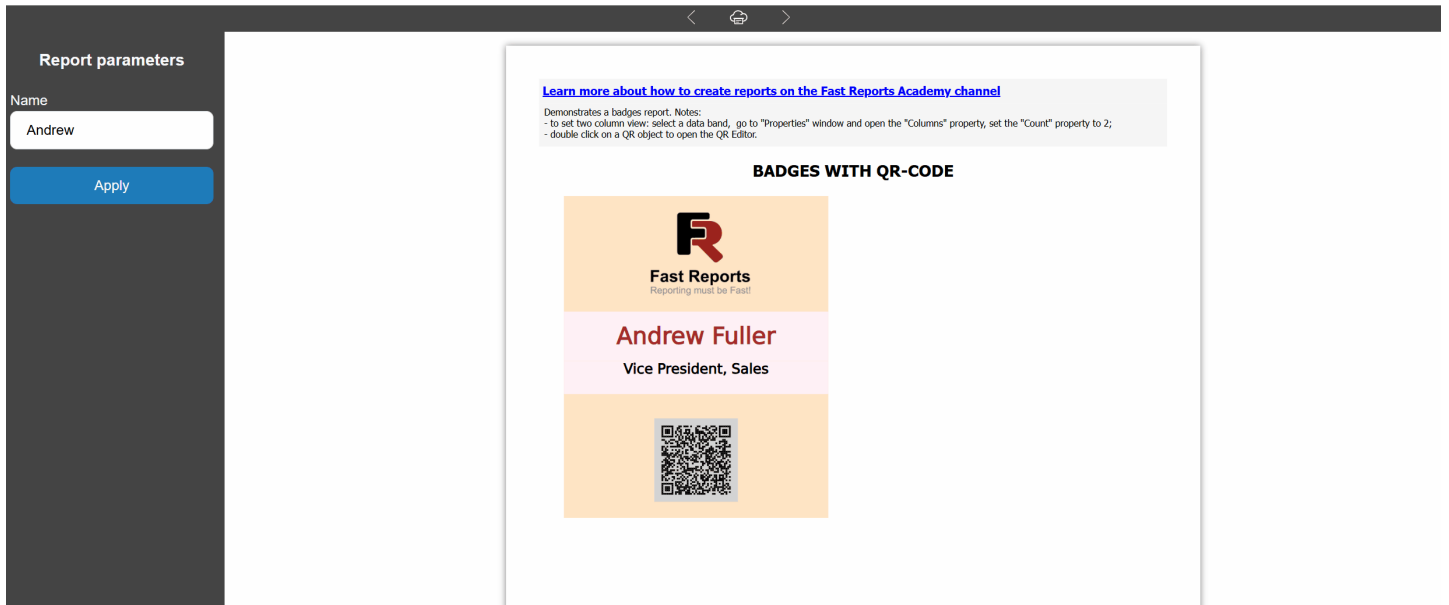
With the release of 2025.2, when creating custom SQL queries, table names will be unique. Duplicate names entered will be automatically supplemented with characters to ensure uniqueness. This will help avoid issues when working with the Online Designer.

Company's Workspace 

<input type="radio"/> ●	Name 	Type	Last Update 	Status
<input type="radio"/>	 Issues	JSON	5/23/2025	connected
<input type="radio"/>	 PostgreSQL connection	Postgres	8/15/2024	connected
<input checked="" type="radio"/>	 Inventory	MSSQL	5/23/2025	connected

Parameter Input in the Preview Window

If you open the preview window for a template with parameters, you will see a sidebar where you can set the input for these parameters. After changing a parameter, the report will be restructured. The parameters are also saved in the URL. This means that parameters can be saved in a link and shared with a colleague. Alternatively, you can generate these parameters programmatically and display the current report.

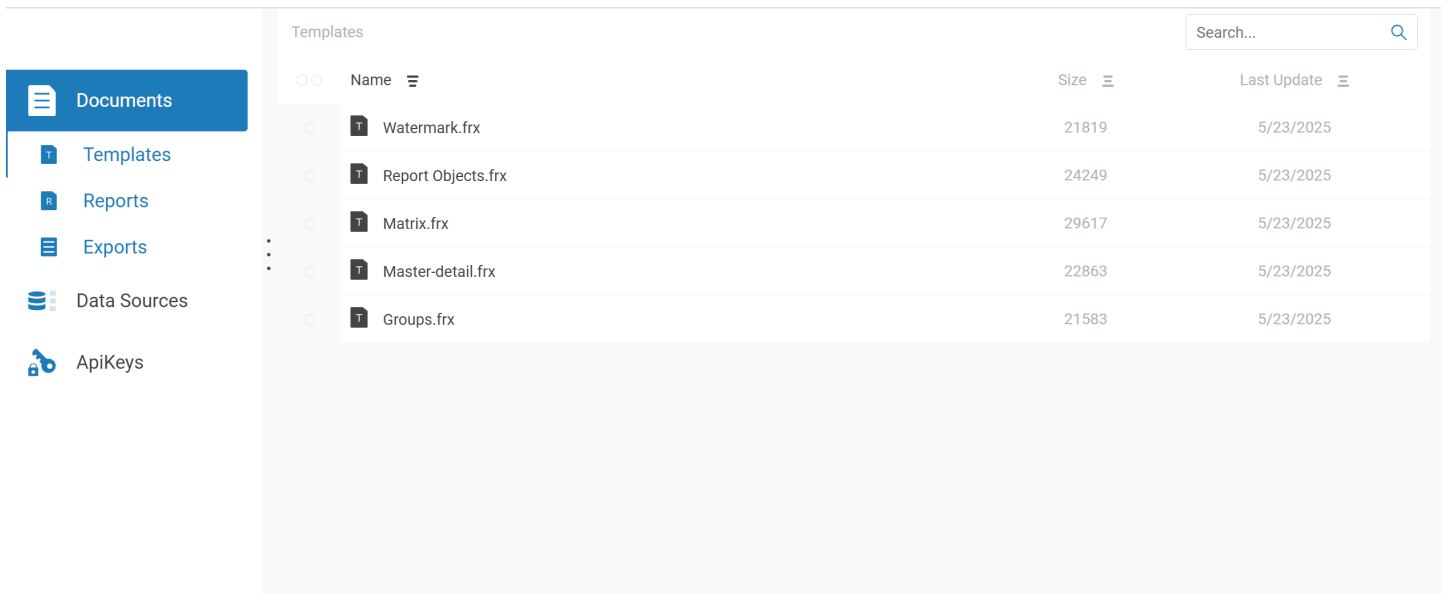


New Demo Application in Java

A new demonstration application in Java has been added, which uses the REST API to work with FastReport Cloud or Corporate Server. Try out our application right now on [GitHub](#).

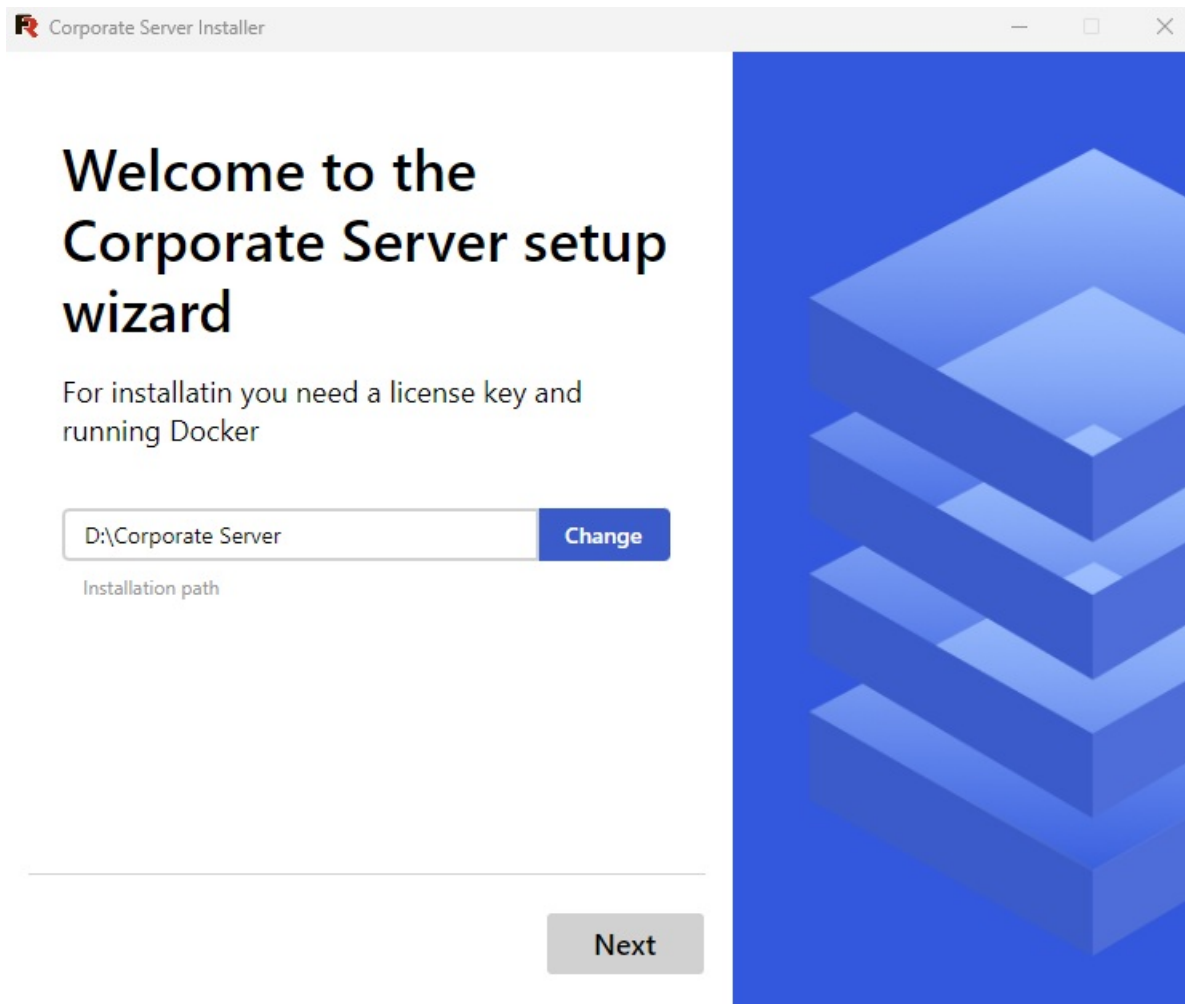
Saving Sort Orders in the User Panel

The feature to save table sort selections on the user panel pages has been implemented. Now, when the page is reopened, the previously selected sort order will be applied, for example, by date or document size.



Page with License Limitation Description in the Admin Panel

An admin panel page has been added where you can view the current limitations of the Corporate Server.



FastReport Publisher

A new lightweight edition of the Corporate Server—Publisher—has been introduced. It is designed for companies with a small number of users that do not require the reporting server to be run in a cluster. The Publisher is the most accessible solution for deploying a full-fledged reporting system.

Additionally, the Publisher provides seamless functionality expansion whenever needed. You can find more details about the Publisher on the product page or in articles on the website.

Full List of Changes:

[Backend]

- + Added task ID and task message ID to export and report;
- + Added Google Fonts caching;
- + Added report parameters to temporary files;
- + Added a new system for fonts;
- + Added task type filter for retrieval method;
- + Added company name to configuration;
- * Custom query names for data sources are now unique;
- * More options for searching tasks added;
- * Error messages in the report script are now localized;
- * Demo and missing white-label headers are now different;
- Fixed subscription owner's permissions retrieval;
- Fixed file (or folder) moving to the same folder where it was located;
- Fixed issue with MongoDB connection;
- Incorrect Authorization header will now result in a 401 response instead of using an anonymous user;

[Common]

- + Added parameter input in static preview;
- + Added change log to the product page;
- + Added a link to Online Designer documentation in Corporate Server documentation;
- * Documentation removed from Corporate Server loading script;
- * Updated documentation for VM types in tasks;
- Fixed bug with disappearing transports on the tasks page;

[Demos]

- + Added new Java REST demo;

[Frontend]

- + Added sorting saving to local storage;
- + Added links to the report store;
- + Added error handling for data sources that do not support parameters;
- + Added license limitation page to the admin panel;
- * Tasks page changed, task controller fixed;
- * You can no longer click "create task" if it is not in your subscription plan;
- * SQL query step hidden when editing a data source that is incompatible with SQL;
- Added padding in the sidebar, added title to task launch buttons, changed access rights display to a column;
- Fixed context menu on document pages;
- Fixed double request when creating a folder;
- Fixed error regarding empty name parameter in notifications;
- Fixed loading indicator in static preview;
- Fixed issue with a popup window inside another popup when accepting an invitation in the Corporate Server;

[Installer]

- + Added Installer localization;
- * New Corporate Server installer design;

[SDK]

- + Added TasksClient in CSharp SDK.

FastReport Corporate Server 2025.1

Version 2025.1 has significantly improved work with data sources, tasks, and report templates. We also added API methods for retrieving user rights and new demo applications, and, of course, fixed numerous bugs.

Custom SQL Tables Added to Data Sources

The ability to add custom tables as SQL queries to data sources has been added. To do this, create or edit a data source on the corresponding page, click “Next,” and enter the SQL query. If the query contains parameters starting with the “@” symbol, a data source parameter will be created, allowing you to configure its data type and default value.

Custom queries creating

StudentsView

Name of the query object

StudentsView

The name will be displayed in the Data window.

Query

select * from Student where id>@idParam

Parameters

Name	Date Type	Value
idParam	Int	5

+ Add SQL query

Test

Previous

Finish

After adding your own table and saving the data source, it will become available for use in Online Designer.

Stored Procedures Creation Included in the Data Source Structure

Starting from the current version, stored procedures are available for use when creating data sources for layout templates.

Data Source and Task Names Have Become Unique

As with files, when creating data sources and tasks, they will be automatically renamed to avoid name duplication.

Added Variables for File names

In the name of the template or report file, you can use the variables `${Date}` and `${Time}`. Then, in the final exports, the file name will contain the date or time of export (UTC) instead of these variables. For example, when exporting `sales_report_${Date}.frx` to PDF, the final file will be named `sales_report_2024-07-08.pdf`. The order of the day, month, and year depends on the localization chosen during export or the default localization.

These variables can also be specified in the output file name when creating tasks.

Report Parameters Are Now Available for Retrieval and Editing Via API

The following API methods have been added:

- GET `/api/rp/v1/Templates/File/{id}` - now this method returns a list of report parameters if they are set.
- POST `/api/rp/v1/Templates/File/{id}/parameters` - with this method, you can set or edit report parameters.

Report parameters also remain available for editing in Online Designer and when downloading report templates.

Added API Methods For Retrieving the Current User's Permissions on Files, Groups, Tasks, and Data Sources

Previously, there was only one method for retrieving user permissions, which makes the following request:

`/api/manage/v1/Subscriptions/{subId}/mypermissions`.


With this update, we have added 10 more requests:

```
/api/data/v1/DataSources/{id}/mypermissions
/api/rp/v1/Exports/Folder/{folderId}/mypermissions
/api/rp/v1/Exports/File/{id}/mypermissions
/api/manage/v1/Groups/{id}/mypermissions
/api/rp/v1/Reports/Folder/{folderId}/mypermissions
/api/rp/v1/Reports/File/{id}/mypermissions
/api/tasks/v1/Tasks/{id}/mypermissions
/api/rp/v1/Templates/Folder/{folderId}/mypermissions
/api/rp/v1/Templates/File/{id}/mypermissions
```



With them, you can find out what permissions the user has and only perform corresponding actions if these permissions are available.

Added Current Product Version Display

Now, at the bottom of each page in the user panel, you can see the current product version.

FastReport Corporate Server

Demo



Documents

Templates

Reports

Exports

Data Sources

ApiKeys

Recycle Bin

About

Templates

Search...

Name	Size	Last Update
.preview		11/20/2024
Groups.frx	21583	11/20/2024
how it works.frx	21819	11/20/2024
looks like this has never been tested.frx	22863	11/20/2024
New file.frx	16857	11/20/2024
Pictures Inside The Matrix.frx	29617	11/20/2024

© 1998-2024 Fast Reports Inc.

2025.1.0.0

Case Insensitivity in Sorting

Previously, when sorting documents by name, those whose names started with an uppercase letter were shown first. Now, the sorting works independently of letter case in file names.

Templates

Search...

Name	Size	Last Update
.preview		11/20/2024
Groups.frx	21583	11/20/2024
how it works.frx	21819	11/20/2024
looks like this has never been tested.frx	22863	11/20/2024
New file.frx	16857	11/20/2024
Pictures Inside The Matrix.frx	29617	11/20/2024

New Demo Applications Added

New console and Android applications in Kotlin and Angular have been added to GitHub. In addition, you can deploy demo applications in Java, PHP, Cpp, Haskell, JavaScript, Go, and Python in your projects.

EditToBinDelete

6078...f8a3

pricelist.frx

6078...350d

19.89 KB

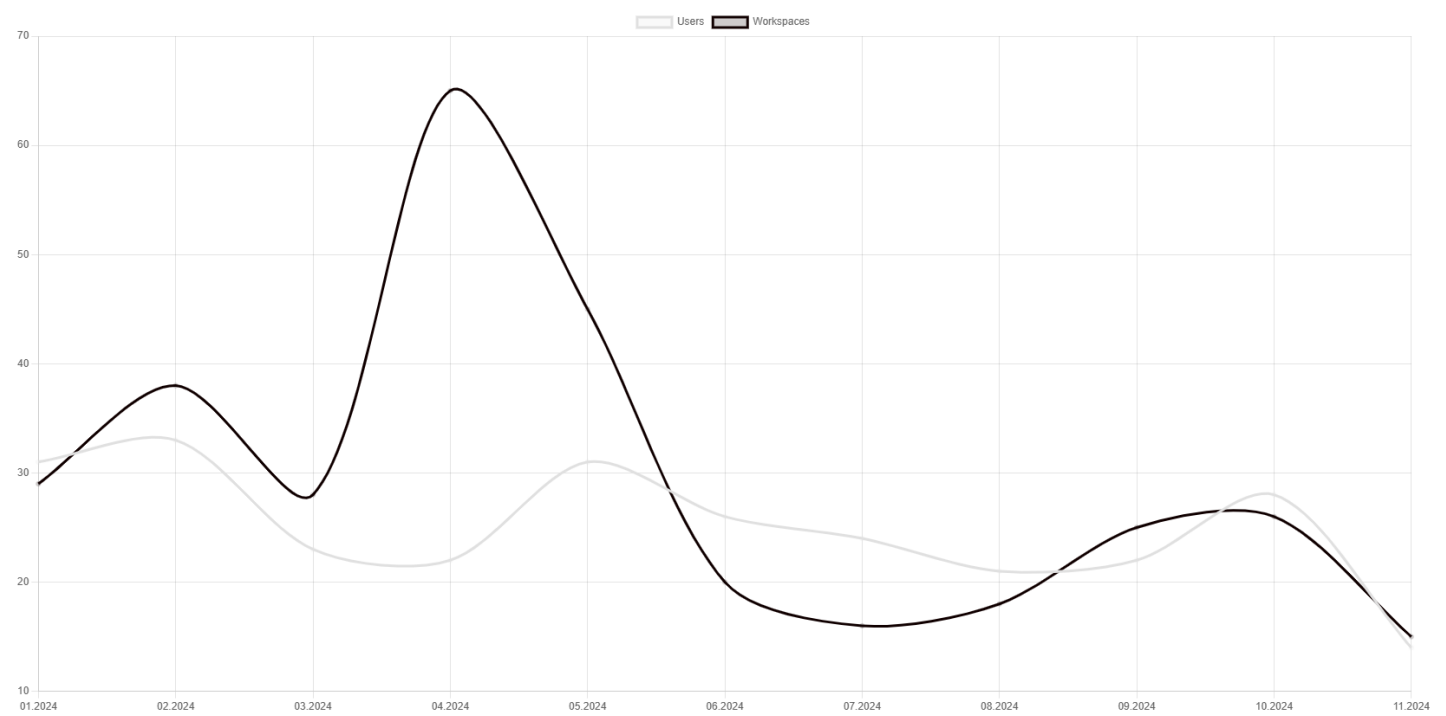
Download

8078...35198

0

A Graph of Active Users and Workspaces Added to The Admin Panel

With this, you can evaluate user activity for each month. To view the graph, go to the 'Audit' page and click the 'Show Statistics' button at the bottom of the page.



Added Parameters for Scheduling Tasks in The Admin Panel

On the 'Tasks' page of the admin panel, a 'Details' button has appeared, which opens a page with a detailed description of the task.

[Audit](#) / 587e0a2cea2370ef8a5cb057

Id	587e0a2cea2370ef8a5cb057
Type	Task_Success_ExportTemplate
Admin action	False
Entity id	24de69564a59d8efd78c4dcd
Entity name	Error on getting task
Created time	11/20/2024 4:11:24 PM
Creator user id	54ad5d36-t89f-5478-a3a7-1a3751ca1f4d
Workspace	35af5a197e28f886d01b7e4c
Task message id	a94cb1e9-611a-4838-ab7d-d2a7d3855293
Related audits	
Task_InQueue_ExportTemplate	346e0a07ea2470ef8a5cacfe
Task_InProcess_ExportTemplate	587e0a07ea2470ef8a5caadr

Full list of changes:

[Backend]

+ added a log for invalid license keys;

+ added tests for upload size limits;

+ added custom tables to data sources;

+ added a template engine for file names;

+ enabled the creation of stored procedures in the data source structure;

+ added a new parameter to the license key;

+ added a method for retrieving the current user's rights on files;

fast-report.com

90 / 126

- + added a method for restoring the current user's rights on files;
- + added retrieval of mypermissions for groups, tasks, and data sources;
- * changed sorting for backend;
- * changed data source names to be unique;
- * changed the maximum number of users in the Corporate Server without a license key (5);
- * added parsing of template parameters from metadata;
- * changed case sensitivity in sorting;
- * changed task names to be unique;
- fixed file uploads with identical names;
- fixed the path for the destination folder;
- fixed report parameters;
- fixed duplication of the jti claim in the JWT token;
- fixed task execution with files in the request body;
- fixed rights checking for moving to the trash;
- fixed an error returning an incorrect ID when creating nested tasks;
- fixed a bug where the UsersPerWorkspace parameter in the configuration was not considered if there were no user limits in the license key;
- fixed a bug where an anonymous user received errors in the controllers;
- fixed a bug where the administrator received a 403 error when retrieving the data structure;
- fixed delayed task execution in the scheduler;
- fixed the incorrect creation time for data sources;
- fixed an error when opening compressed templates in Online Designer.

[Common]

- + added an article on Webhook;
- + added the ability to download folders and files to the admin panel;
- + added a graph of active users and subscriptions in the admin panel;
- + added documentation for custom queries in data sources;
- + added current product version display;
- + added documentation for export parameters;
- + added a Name in the docker-compose installer;
- * improved the task scheduler;
- * changed the name in the docker-compose installer; it is now always the same by default;
- fixed the documentation;

[Demos]

- + added console and Android demos in Kotlin;
- + added Angular demo

[Frontend]

- + added task scheduling parameters to the admin panel;
- + added notifications for failed folder exports;
- + added an interface for creating custom SQL queries;
- + added a check for the user's subscription limit;
- + added localization for export parameters in the admin panel;
- + added error texts in notifications within the admin panel;
- + added a 'Refresh' button in the context menu on document pages;
- + added localization for audit notifications;
- * shortened links in the admin panel to delete the scrollbar;
- * changed input for users and subscriptions on the audit page;
- * changed sorting for the admin panel;
- * changed notifications for deleting API keys;
- * removed mutations from injection in Online Designer;
- * the 'Plus' button on the document page will no longer appear if the current user does not have permission to create files in the folder;
- * improved localization in the admin panel;
- * all online libraries became local;
- * displayed date and time have been converted to local time zones;
- * new .fpx icon;
- * connection testing on the 'Data Sources' page has become optional;
- fixed export and download buttons;
- fixed history on export and report information pages;
- fixed an error when creating a data source from the online designer;
- fixed the display of the user deletion button in the admin panel in corporate server mode;
- fixed a white stripe appearing after clicking on the checkbox and the disappearing title on hover;
- fixed localization of workspaces in the admin panel;

- fixed validation of the owner ID in the admin panel;
- added a default avatar for all user icons;
- fixed localization for starting a task;
- fixed an error regarding payment necessity on the expired subscription detail page;
- fixed notifications for downloading files without permissions;
- fixed the search field and the output file name field;
- fixed the 'Select All' button on the API keys page;
- fixed a bug with an incorrect default subscription when updating a user in the admin panel;
- fixed a bug where pages did not refresh after deletion in the admin panel.

FastReport Corporate Server 2024.2

In the 2024.2 version, we have worked on quality, fixed bugs, and added several new features.

Bulk copying and moving

API methods have been added that enable copying and moving multiple files and folders at once. Previously, it was necessary to make multiple requests to copy each file individually. Now, a single request is sufficient. This conserves network resources, making the copying process faster and more convenient.

```
/api/rp/v1/Templates/{subscriptionId}/CopyFiles  
/api/rp/v1/Templates/{subscriptionId}/MoveFiles
```

```
/api/rp/v1/Reports/{subscriptionId}/CopyFiles  
/api/rp/v1/Reports/{subscriptionId}/MoveFiles
```

```
/api/rp/v1/Exports/{subscriptionId}/CopyFiles  
/api/rp/v1/Exports/{subscriptionId}/MoveFiles
```

Example request for copying templates:

```
{  
  "$t": "SelectedFilesVM",  
  "isAllSelected": false,  
  "folderId": "634fe7eeaa878f1c59e142367",  
  "searchPattern": "",  
  "useRegex": false,  
  "files": ["63d786bdfa2304a349d42f9c", "62c75affbd78354cc1dabff5"],  
  "folders": [],  
  "path": "66d38a32fa1b7824ee1fd036",  
  "isBin": false  
}
```

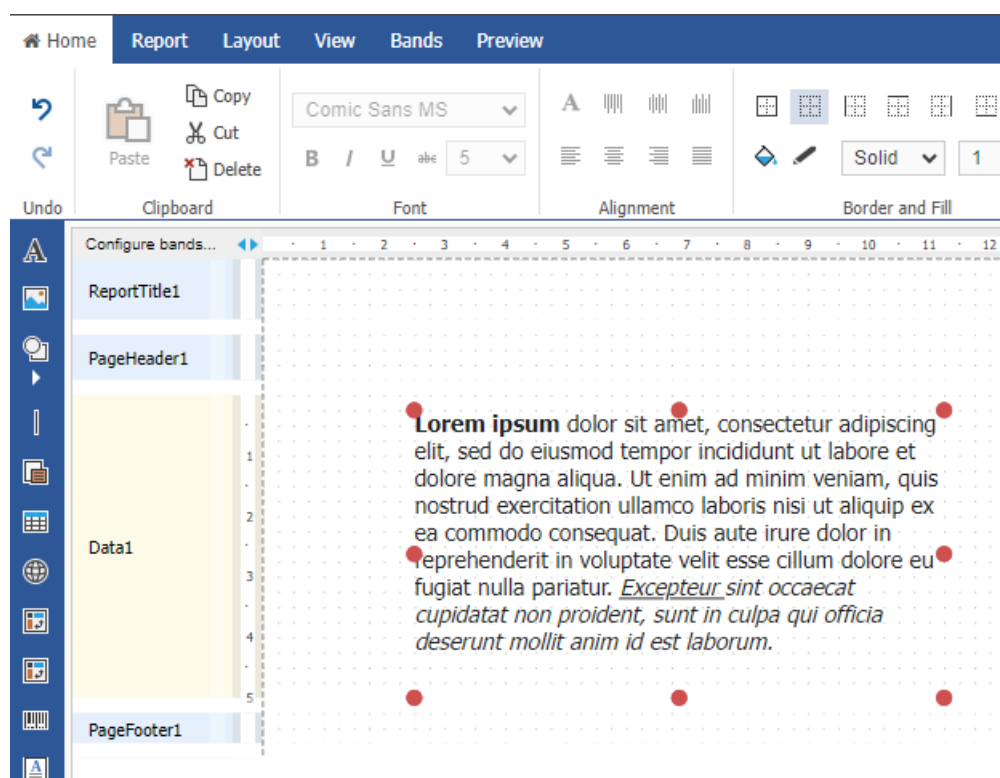
Alternative method for uploading files to the cloud

An optimized method for uploading templates (/api/rp/v2/Templates/Folder/{id}/File) and reports (/api/rp/v2/Reports/Folder/{id}/File) have been added. The new method, unlike the first version, accepts a binary file, thereby saving resources. The v1 upload methods are marked as deprecated and are not recommended for use.

The method for changing the content of already uploaded templates has also been updated - /api/rp/v2/Templates/File/{id}/Content.

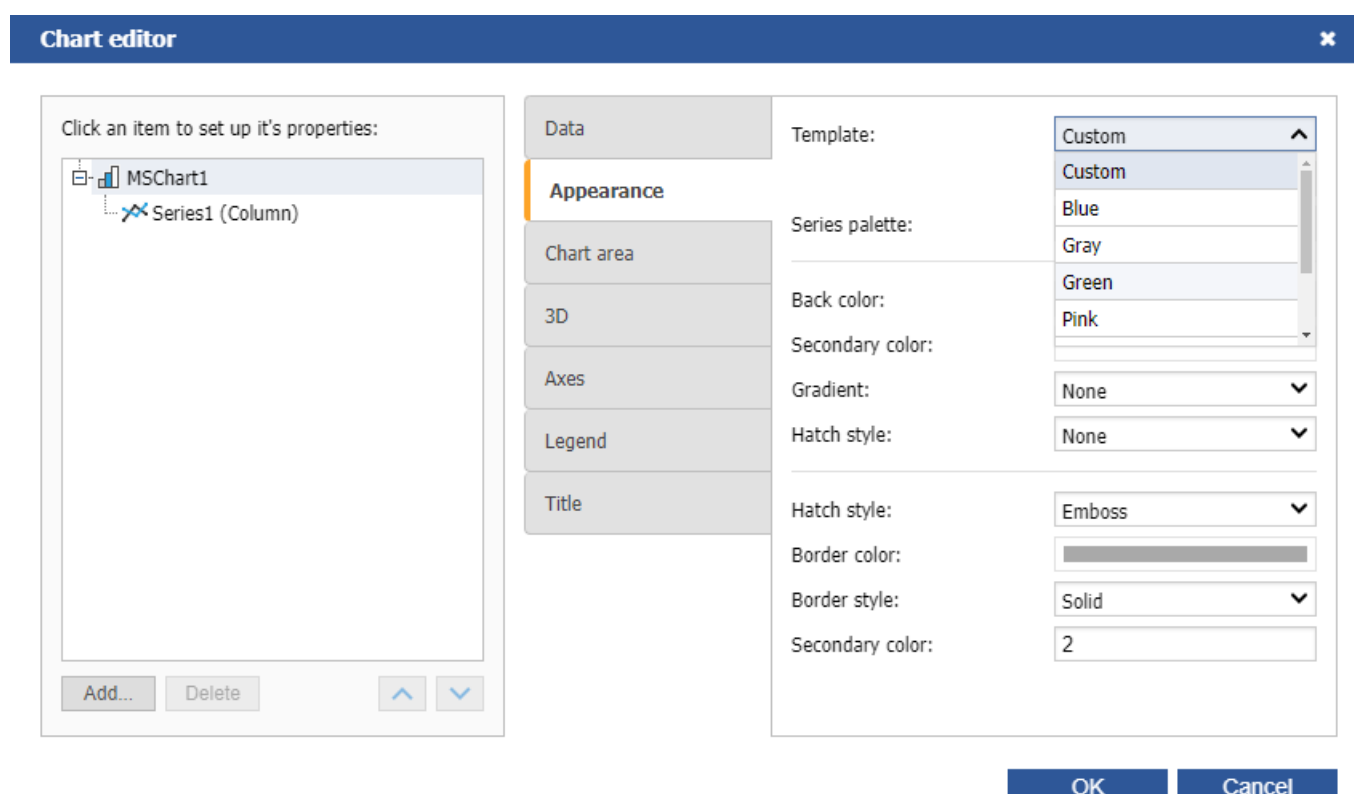
RichText preview in the Online Designer

Starting with the current version of FastReport Corporate Server, the Online Designer supports the ability to preview RichText objects.



Style templates for ChartObject in the Online Designer

Now you can select pre-set style templates when editing charts.



Ability to share by link

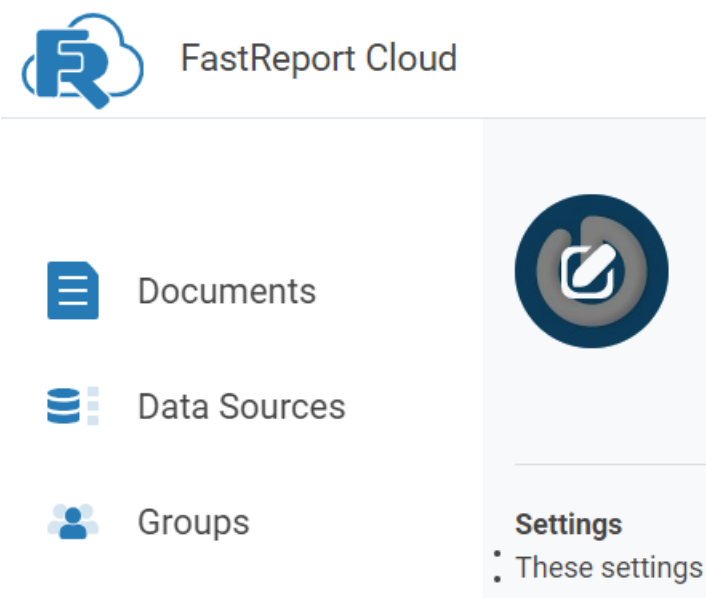
We have added functionality that allows sharing any files via a link.

Previously, you could grant access to a file to any anonymous user. Now access can be restricted using a key that is added to the link.

To use an access key, you simply need to pass the accessKey parameter in query, with the value of the key field of the access key. In this case, the user (even anonymous) will be granted all the rights that this key provides for the duration of the request.

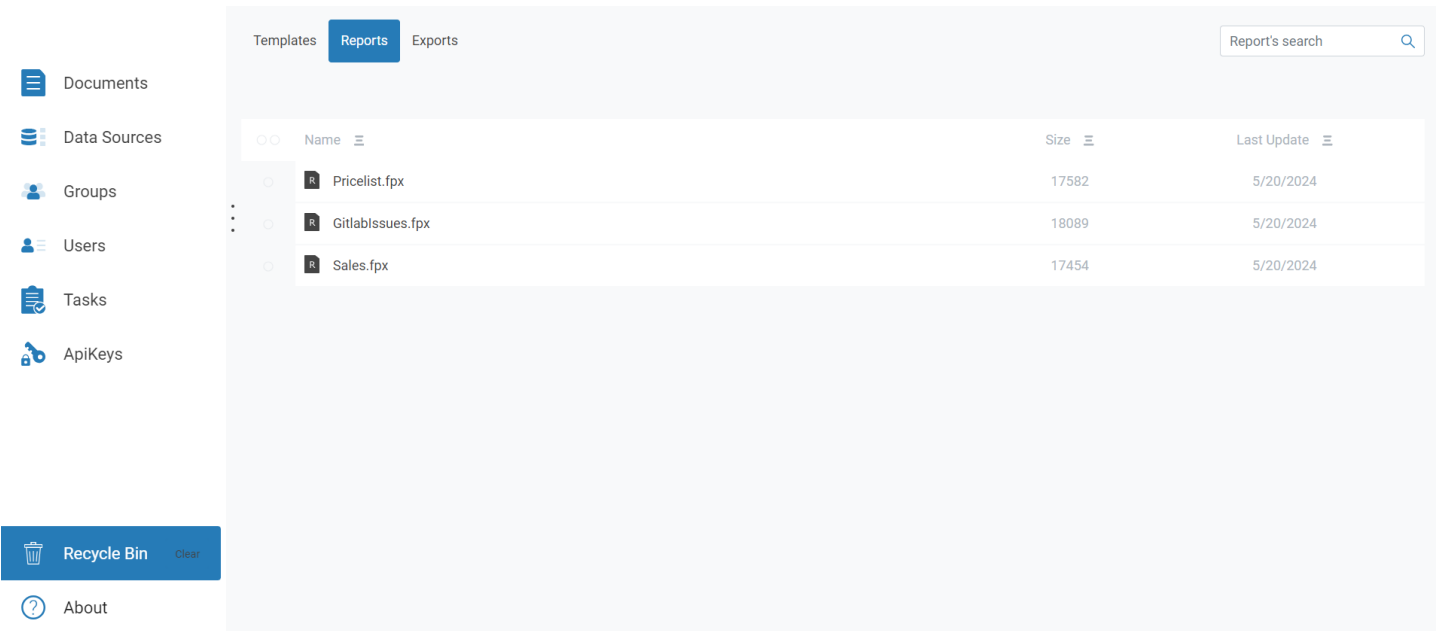
User avatar editing

A button for changing the user avatar has been added, as well as a default image in case the avatar is not available.



New recycle bin for deleting files

A new page with a recycle bin for deleting files has been added. The button to go to the recycle bin has been moved to the sidebar. Added the ability to clear sections with templates, reports and exports at the same time.




Improved Tasks management page


Added creation of the template prepare task:

^


New prepare template task

File not specified 

▶ Run task



Folder

 not specified

Delete path

File name

Output file

Report parameters

Add parameter


Distributions

Select distribution type ▼


Added creation of the export report task:

^


New export report task

Release notes.fpx 

▶ Run task



Folder

 Exports/Reports

Delete path

File name

Release notes

Format and export settings

Pdf [Select another export format](#)

Distributions

Bosses ▼

Select distribution type ▼

Added task for FTP file save:

FTP parameters

Host

Port

Username

Password

Use SFTP



Path to destination folder

Archive files



Archive name

Added webhook task:

Webhook parameters

Url

Headers

[Delete](#)[Add parameter](#)

Workspace tags in the admin panel

Workspace tags have been added for easier searching. For example, when administering a Corporate Server, workspaces are created for company employees and clients. Using tags, you can label your workspaces and exclude them when searching for client spaces.

Workspaces

Create a new Workspace

CreatedTime

Descending

employees

Included tags

Excluded tags

Search

ID: 67b8...a3ef	Name: Team #1	Start: 21.03.2022	End: 21.11.2026
Current plan ID: 608b...bf41	Current plan name: Team	Owner: 608b...3f62	
Tags: employees;			
Templates 67b8...a3ec	Reports 67b8...a3ed	Exports 67b8...a3ee	
Memory: 16 KB / 50 MB — 0.031%	Memory: 16 KB / 100 MB — 0.016%	Memory: 16 KB / 250 MB — 0.006%	
Details			

ID: 67b8...a3f4	Name: Team #4	Start: 21.03.2023	End: 03.04.2025
Current plan ID: 608b...bf43	Current plan name: Company	Owner: 608b...3f62	
Tags: employees;			
Templates 67b8...a3f1	Reports 67b8...a3f2	Exports 67b8...a3f3	
Memory: 16 KB / 100 MB — 0.016%	Memory: 16 KB / 200 MB — 0.008%	Memory: 16 KB / 1000 MB — 0.002%	
Details			

Full list of changes:

[Backend]

+ added entity name to worker audit;

+ added bulk copy and move files and folders;

+ added alternative method to upload reports;

+ added RichText and Chart preview in online designer;

+ added ability to share access to the file;

+ added checking and resolving issues when the parent folder has been deleted;

+ added more checks when exporting folders;

* now corporate server runs in demo mode by default; the license key for demo mode is no longer required;

* updated comments for all controllers, fixed returned status codes;

* messages about errors 500 became more informative for users;

* optimized GetStats method by building a pipeline before the loop;

* changed limits of the maximum request body size;

- fixed infinite folder creation;

- fixed duplicate archive names when exporting;

- fixed Online Designer working with compressed templates;

- fixed test of critical changes in the QA pipeline;

- fixed copying files over the limit;

- tasks to export a template from the Recycle Bin now correctly return error 404;

- fixed localization error when moving to the Recycle Bin;

[Common]

+ added exclusion of users and subscriptions to audits;

+ added tags to subscriptions;

+ added articles to documentation for programmers;

+ added documentation for FTP sending task;

+ added article for report parameters;

* added SDK for Kotlin (Android);

* updated documentation for tasks in UI;

- renamed view models in SDK to shorter names;

& updated SDK generator version;

& optimized memory consumption;

[Frontend]

+ added file counter when exporting a folder;

+ added cache for charts in admin panel;

- + added approximate display of files while uploading them;
- + added validation when creating and editing an email task;
- + added document type selection in selection dialogs;
- + added a button to change the user avatar and a button to upload a spare image in case the avatar is unavailable;
- + added skeleton placeholders for data sources during upload;
- + added animation for file upload;
- + added a new page with the Recycle Bin for deleting files;
- + added creation of report preparation task;
- + added creation of report export task;
- + added EmptyContent and Placeholder for folder selection dialog;
- + added Placeholder and EmptyContent to file selection dialog;
- + added FTP sending component to user panel;
- + added webhook task for user panel;
- + added space checker;
- + added OnInitialized method;
- * added a redirect to owner from page and workspace board;
- * added sorting to file pages in the admin panel;
- * normalized MySQL connection string according to standards;
- * styled ExportTemplateEditor;
- * updated task page for admin panel;
- * changed names of new tasks;
- * moved common code to a separate component;
- * changed OutputFileCard;
- * added new name for webhook;
- fixed empty task name after BadRequest error;
- fixed incorrect file view when changing export output file;
- fixed bug that caused the online designer to sometimes open files twice;
- fixed bug that caused CSV connection to ignore parameter names;
- fixed error messages when testing a data source before creating it;
- fixed bug that breaks data sources page when updating;
- fixed error 400 when moving folders;
- fixed broken transport card on too long or too short text;
- fixed content movement on the task page;
- fixed transportation problems.

FastReport Corporate Server 2024.1

With this version, the on-premises service for document generation and storage has introduced the following features: integration with ClickHouse, interactive preview from WASM, a new notification service, bulk file deletion, email notifications, and much more.

Integration with ClickHouse

We have added connection to the ClickHouse columnar database. Go to the "Data" panel and click on the "+" button. You will see a menu for selecting available sources.

Connect to ClickHouse

Name of data source

Your connection string

Host

Port

Database

Username

Password

☐ Use SSL

Test

Connect

Notification service

Added the ability to receive notifications about various events: successful document exports, creation or deletion of files, and others. You can set up the display of notifications on the Profile Settings page.

The simple version will look like this:

Settings

These settings may take some time to update

Show hidden files and folders

If false, you will not see file or folder, if it's name starts with '.' symbol.



Default workspace

You can choose workplace, that should be selected by default, when performing requests.

FastReportCloudTeam



Profile visibility

Select which parts of your profile is publically visible.

☒ Id only ☐ Full name ☐ Username ☐ E-mail

Notifications

Select events you want to recieve notifications about

Export and preparation



☐ Task completed succesfully

☐ Task failed

[More options...](#)

It will look different in the expanded format:

Notifications

Select events you want to receive notifications about

Template export progress



- ☐ Created export template task
- ☐ Export template task was deleted
- ☐ Export template task completed successfully
- ☐ Export template task failed
- ☐ Export template task is in process
- ☐ Export template task is in queue
- ☐ Export template task was updated

Report export progress



- ☐ Created export report task
- ☐ Export report task was deleted
- ☐ Export report task completed successfully
- ☐ Export report task failed
- ☐ Export report task is in process
- ☐ Export report task is in queue
- ☐ Export report task was updated

Template preparation progress



- ☐ Created template preparation task

Bulk file deletion

Our team has optimized the application. Now, instead of requests to delete each file, you can create 1 single request. So the files can be moved to bin and deleted several times faster.

Folder properties page

We have improved information about already created folders. Now there is a properties page with a description of the creator and owner of the folder and the size and location of the folder in the workspace.



Created by [John Doe](#)

3/19/2022 5:53:06 PM

Edited by [alexey_kea8f857d](#)

11/13/2023 10:46:00 AM

Owner - [John Doe](#)

Size - 102.4 KB (22.4 KB)

Workspace - [FastReportCloudTeam](#)

 Export

 Delete

Permissions settings ▾

Who can get this folder's model? (and therefore access this page)

☒ Anonymous users (everyone on the web)

☒ This workspace users

Groups ▾

Folder size calculation

Added an API that calculates how much space a folder's contents take up (relevant for templates, reports, and exports).

GET

`/api/rp/v1/Templates/Folder/{id}/size`

You can see its size on the folder properties page.

Templates > Dashboards 



Created by [John Doe](#)

3/19/2022 5:53:06 PM

Edited by [alexey_kea8f857d](#)

11/13/2023 10:46:00 AM

Owner - [John Doe](#)

Size - 102.4 KB (22.4 KB)

Workspace - [FastReportCloudTeam](#)

 Export

 Delete

The size after downloading the folder is shown in brackets.

Interactive preview

Added a beta microservice for viewing reports in a browser based on WASM technology. Unlike the current static preview, it can work with interactive objects: maps and drop-down lists. To use it, you need to replace the word `staticpreview` with `wasmpreview` in the browser line (`/staticpreview/t/6235f34d935bef40aa09e8c3` -> `/wasmpreview/t/6235f34d935bef40aa09e8c3`)



1

/

2



[Learn how to build this report on the Fast Reports Academy channel](#)

Demonstrates how to print a hierarchic list.

To create hierarchy, the FastReport engine needs two values: the row ID and its parent row ID. In this report, the row ID is represented by the Employee.EmployeeID column; its parent row is Employees.ReportsTo column. To create the report:

- select the databand and go to the Properties window;
- set the "IdColumn" property to "Employee.EmployeeID";
- set the "ParentIdColumn" property to "Employee.ReportsTo";
- the "Indent" property will be used to shift the databand rows according to hierarchy level. Set it to a desired value.

EMPLOYEE HIERARCHY



Andrew Fuller

Vice President, Sales



Janet Leverling

Sales Representative



Margaret Peacock

Sales Representative



Steven Buchanan

Sales Manager



Anne Dodsworth

Sales Representative



Michael Suyama

Sales Representative



Robert King

Sales Representative

Apikey in staticpreview

Added the ability to use apikey in staticpreview. This way you can give preview access only to users with this key.

The key is sent as follows:

```
{your_host_name}/staticpreview/t/6235f34d935bef40aa09e8c3?apikey={your key}
```

New task page design

The Task system has been significantly redesigned. The user interface has become more ergonomic and intuitive for users.

Tasks

Add task

⌵

Closed tasks statistics

▶

⌵

Email sender

▶

⌵

Salary report

▶

Closed tasks in a month.frx

▶

Run task

Folder

File name

RootFolder/Reports

Name not provided

Delete path

Report parameters

startDate

2023-10-01

Delete

endDate

2023-10-31

Delete

Add parameter

Format and export settings

Xml

Select another export format

Distributions

Select distribution type ▼

Mailings by email

A page for setting up mailings has been added. Now you can send letters with templates, reports, and exports. You can also set up a newsletter once and reuse it for other tasks.

fast-report.com

106 / 126

Email settings

Email subject

Closed tasks in October 2023

Email text

The task report made by our department is attached

HTML-tags



Your E-mail

alexey@fast-report.com

Receiver E-mail

boss@fast-report.com, buh@fast-report

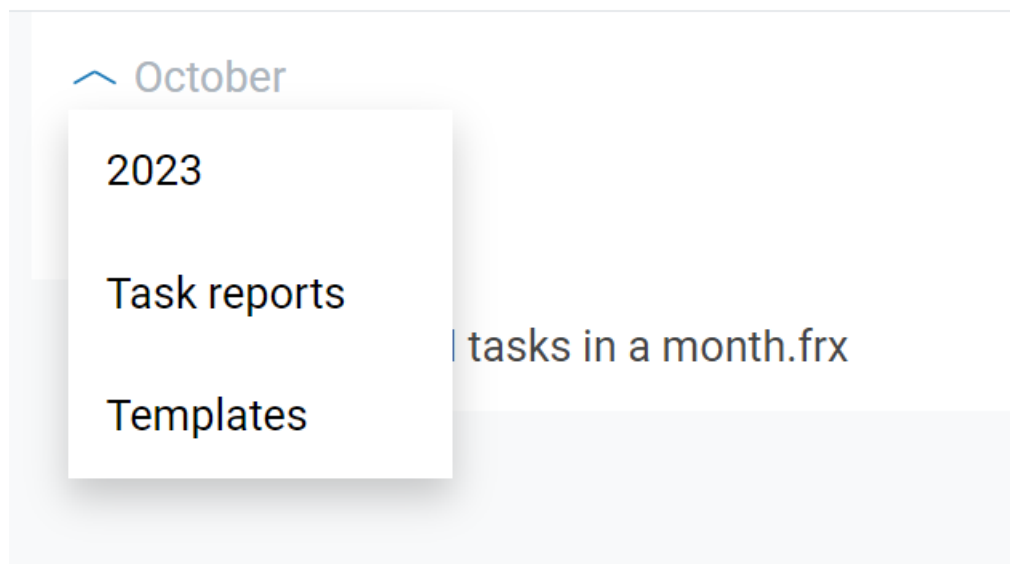
Email server settings

Server name

Port

New breadcrumbs

Breadcrumbs on file and folder pages have been replaced with a more compact version.



Downloading folders

We have added the ability to download groups of files and folders. To do this, select the “Download” item in the context menu. When you select folders or several files, a common archive will be created and download will start automatically.



2023

Open

Export to

Download

Copy to

Move to

Create Template

Create Folder

Rename

Delete

Properties

New online designer

The online report designer has been updated to the latest version. You can find more about the designer changes on [the product page](#).

Storage of VCL templates

With the release of 2024.1, we added storage of VCL templates. Now you can save .fp3 and .fr3 files in the cloud, and then use them in future projects.

Full list of changes:

[Backend]

+ added Tahoma font to worker;

- + added API, which will create a folder with the specified name if it does not exist when requested;
- + added serialization for the transport property of export tasks;
- + added a cache for previews;
- + added localization for checking scripts;
- + added a parser for ReportInfo VCL templates;
- + added a connection to the ClickHouse database;
- + added a validation method for transports and exports;
- + added a way to receive notifications from audit;
- + added bulk file deletion;
- + added an API for calculating how much space a folder takes up;
- + added checking and solving the problem when files did not have GridFS chunks;
- + added missing "Access Denied" logs for tasks;
- * updated installation script;
- * updated behavior when copies of files will no longer be created with the same rights as the original;
- * localized FastReport .NET errors;
- * updated the FastReport package to the version with SkiaSharp;
- * refactored task updating;
- * improved updating of transports for transfer tasks;
- * improved task updating logic, now the process occurs in the View Model;
- * renamed TaskUpdateType to EnumerablePatchType;
- * merged some similar retrieval methods, removed unnecessary code, adjusted naming;
- * improved GET request for one folder, now the calculated size of its contents will be returned;
- * refactored View Models;
- * converted subscription and entity identifiers in ObjectId audits;
- * removed the Count field from audits due to performance problems;
- * improved query for statistics on audits;
- * added a new configuration file for the online designer;
- * moved all View Models to another directory;
- adjusted records when creating audit;
- fixed rights check for groups with null rights;
- fixed error message display in online design;
- fixed connection checking when creating or editing a data source;
- fixed a bug with redundant auditing when exporting;
- fixed the creation of loggers with incorrect contexts;
- fixed a bug where an incorrect date value in creating or updating a subscription resulted in a 500 error;
- fixed a bug when the ".preview" folder was created for each preview;
- fixed numerous serialization problems;
- fixed a lack of traceId in the backend logs;
- fixed a naming error for SDK generation;
- fixed a bug when the report parameters broke the export;
- fixed duplication of file names during exports;
- fixed an error in the win1251 encoding in a FireBird connection;
- fixed UpdateTaskTest;
- fixed transports in transformer tasks;
- fixed serialization of tasks and audits;
- fixed a bug with report dialogs when building;
- fixed missing associated audits;
- fixed the type of the returned View Model in InternalDesignerController;
- fixed the preparation of the AMP tag for reading in XML;
- fixed the error displaying line breaks and spaces in the designer;
- fixed the returned View Model when exporting folders;
- fixed the error when the messageId of the export could be null;

[Frontend]

- + added icons for data sources;
- + added a preview button to the file properties page;
- + added support for mixins in the online designer;
- + added sorting by users page;
- + added creation time on the users page;
- + added a message showing that the folder was successfully exported;
- + added a workspace identifier to the file information pages in the admin panel;
- + added localization for the headers of the file and folder selection dialogs;
- + added the TemplateId field to the export page in the admin panel;
- + added a beta microservice for viewing reports in a browser using WASM technology;
- + added the Deleted field to file pages in the admin panel;

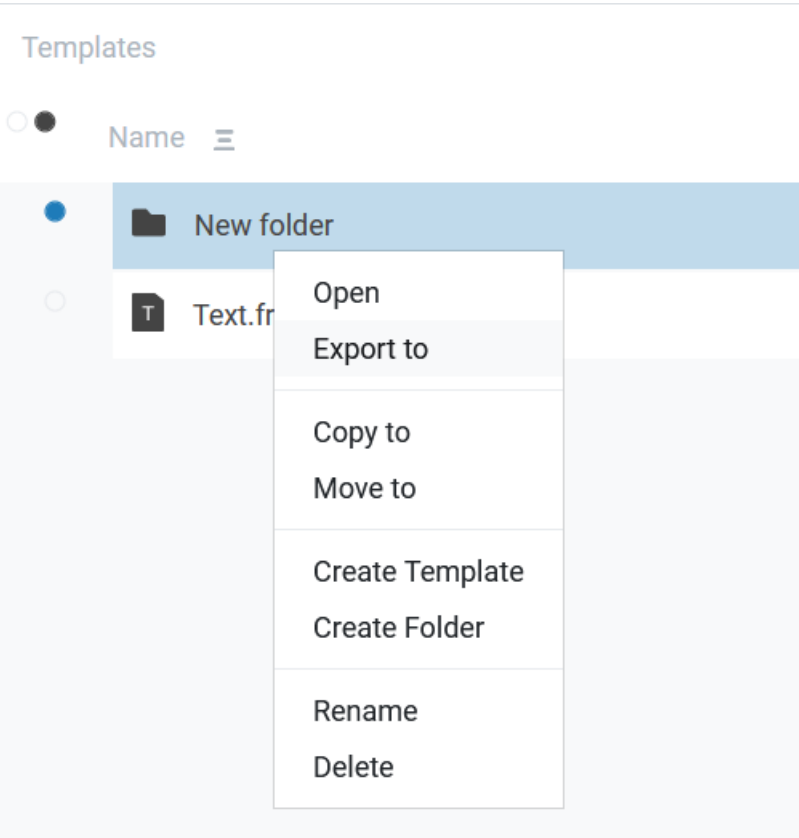
- + added redirection to the logout page from the authentication server after exiting the application;
- + added a properties page for folders;
- + added a new switch for deleted files in the admin panel;
- + added the opportunity to go to the selected workspace from the user card;
- + added new icons in the online designer;
- + added search on the data sources page in the admin panel;
- + added the ability to use API Key in staticpreview;
- + added loading indicators for pages in the admin panel;
- + added sorting on the data sources page in the admin panel;
- + added blocking of the download button after clicking on it;
- + added an error message if updating the data source failed;
- + added behavior when the file pages of the admin panel the pressed ToBin button will change to Restore and vice versa;
- + added red coloring of the expiration date when the API key has already expired;
- *localized the inscription "just now" and other text in pop-up messages;
- *updated Blazor components, now they have unique html classes for future tests;
- * the history of file properties is hidden if the history is empty or there are insufficient rights to view it;
- * updated information about limits on the "about the workspace" page, implemented more accurate rounding of numbers;
- * enabled cutting of WASM technology;
- *updated Blazorise in the admin panel, fixed the page for creating a subscription plan;
- *replaced custom checkboxes with a variation from Blazorise on the page for editing a subscription plan in the admin panel;
- * changed the behavior for deleting on the file page;
- *changed the design of the task page;
- *changed the add parameter button in tasks;
- *refactored the admin panel;
- *breadcrumbs on the pages of files and folders were replaced with a more compact version;
- * improved redirect to a special page when the subscription has expired;
- fixed text alignment on service pages;
- fixed a bug when the delete dialog was displayed without selected files;
- fixed a bug when you could not delete a file if a file with no rights to delete was deleted along with it;
- fixed a bug when several data sources were created while checking the status of the source;
- fixed a redirect when logging into the service;
- fixed non-aligned subscription cards in the admin panel;
- fixed a bug where it was impossible to move or copy a file to another subscription via the frontend;
- fixed a bug when searching in audits resulted in a 404 error;
- fixed a 404 error when switching workspace on file pages in the admin panel;
- fixed the window headers of the selection dialogs;
- fixed the dialog for selecting the export type in tasks;
- fixed the behavior of the middle mouse button, now clicking on the admin side panel opens new tabs;
- fixed the bug with displaying the template identifier on the export pages;
- fixed a bug in the new dotent SDK, fixed the layout of the export loading screen;
- fixed frontend errors when connecting to ClickHouse;
- fixed non-aligned data display on the pages of files and data sources;
- fixed invisible calendar in audits;
- fixed a bug when the value from the URL did not appear in the search bar on the workspaces page in the admin panel;
- fixed checkboxes on the plan update page in the admin panel;
- fixed the position of the control panel in the preview;
- fixed dashboard graphics (double graphs, missing colors, broken URL parameter);
- fixed initialization of dashboards;
- fixed a bug when long text broke the header of the selection dialogs;
- ### [Demos]
- fixed a bug when editing group rights;
- fixed Java SDK and demo;
- ### [Common]
- + added HomePageLink to the configuration file;
- + added automatic update of the online designer;
- + added Old and New Value fields to the "Audit Details" page;
- + added storage of VCL templates;
- + added a scanner for critical API changes at the build stage;
- + added generation of documentation in PDF format;
- + added a new documentation chapter;
- + added documentation "How to update transports in transformer tasks and email addresses in email tasks";
- + added storage of .fp3 files;
- + added preview service in JS;
- + added error messages for data sources;
- + added the link to renew subscription;
- + added downloading of folders;

- + added downloading of folders;
- + added the current year in the license for the SDK;
- + added a button by which you can go to audits from the workspace;
- + added a test that checks the avoidance of folder name collisions;
- + added configs for data sources containing a timeout setting;
- + added cancellation tokens in the user panel for methods that access the API;
- + added cancellation tokens for methods that interact with the API;
- + added setting preview rights to the file properties page;
- + added links to objects in audits;
- + added a redirect to the home page when you click on the logo in the header;
- + added the ability to sort subscriptions by CreatedTime and SubscriptionPeriodVM.StartTime, SubscriptionPeriodVM.EndTime, Name, Locale, Plan in forward and reverse order;
- + added trimming of folder names;
- *moved file uploading (documentation, installation files) to a new server;
- *updated the project to .NET 6.0;
- *updated the version of the Open API Tool;
- *updated the search bar on the file pages in the admin panel;
- *updated cake scripts to version .NET 6.0;
- *removed the onclick event, which reloads the page
- *updated version of FastReport .NET to 2023.2
- fixed display of Traceld in logs;
- fixed "Old" and "New value" fields in audits of file actions;
- fixed the assembly of the wasm-preview microservice;
- fixed a bug when the online designer could not load;
- fixed the version of the preview library in WASM;
- fixed errors in checking rights in data sources and Tasks;
- fixed an empty search field when there was an existing parameter in the URL for the user's section in the admin panel;
- fixed the error of the wrong report export root;
- fixed changing the standard subscription to the current one when changing workspaces;
- fixed redundant paginator pages provided that the search is used on the workspaces page of the admin panel;
- fixed image archiving when exporting a report to image format without the "create separate files for each page" setting enabled;
- fixed incorrect positioning of the context menu when trying to open it in a small window;
- fixed console errors when pressing buttons that have JSRuntime in their logic and errors about null references when pressing the "Properties" button of the context menu;
- fixed non-working breadcrumbs in audits.

FastReport Corporate Server 2023.1

Folder export

We have added the ability to export a folder with templates or reports completely. The structure of all nested folders is preserved. To do this, just right-click on the folder (or long tap) and select export from the menu.



Bug fixing

In this version, we have worked on quality and fixed many bugs, improved localization, and icons.

Full list of changes:

[Backend]

- + added a new AdminAction field for all types of audits
- + added a new entity type - contacts
- * now when previewing, the .preview folder will be cleared if necessary
- * improved file sorting performance
- now when creating and moving files to the recycle bin, error notifications appear
- fixed a bug where a user could create an expired workspace
- copying a folder did not copy the contents
- fixed a bug where all entities created by anonymous users were fully accessible to all users

[Common]

- + added information about the 2022.3 release
- + added folder export
- + added the messageId field and related audits to the Audit Details page for tasks
- + added the messageId field to all task audits
- * now some fields cannot be null when creating and updating a user
- * disabled user and subscription deletion when the server is not in corporate mode
- the user creation and update pages now show error warnings

[Frontend]

- + added the Name field when creating a data source
- + added the missing fields to the Audit Details page
- + added a new icon with bold edges
- + added a dialog for agreeing to the license agreement
- + added search to the Workspaces page in the admin panel
- + added recycle bin actions to document permissions
- + added Russian translation of file statuses and sizes
- * pinned the search string to the top of the screen on the file pages
- * replaced identifiers with names in the admin panel bread crumbs
- * changed the export error message to a more informative one
- * fixed the sorting buttons on the screen
- now the subscription storage capacity on the "Workspace Information" page is updated after switching tabs
- fixed redirect to the outdated page when the group limit is exceeded
- fixed an error related to anonymous users — the error about lack of permissions is now hidden in the console
- fixed an error related to anonymous users — getting the root folder without an id when exporting
- fixed the checkboxes on the Edit Plan page in the admin panel
- fixed the export from the File Properties page for anonymous users
- fixed the available space values in the Workspace Plan card
- fixed the overflowing Owner field in the File Information
- replaced "Export Folder" with "Report" on the report rights editing page
- fixed the incorrect width of the file cover in the File Information window
- the Workspace Information page did not update the content when switching workspaces
- fixed an error where the admin panel sidebar menu did not redirect to the right page
- it was possible to create multiple modal windows on top of each other, which caused visual errors

FastReport Corporate Server 2022.3

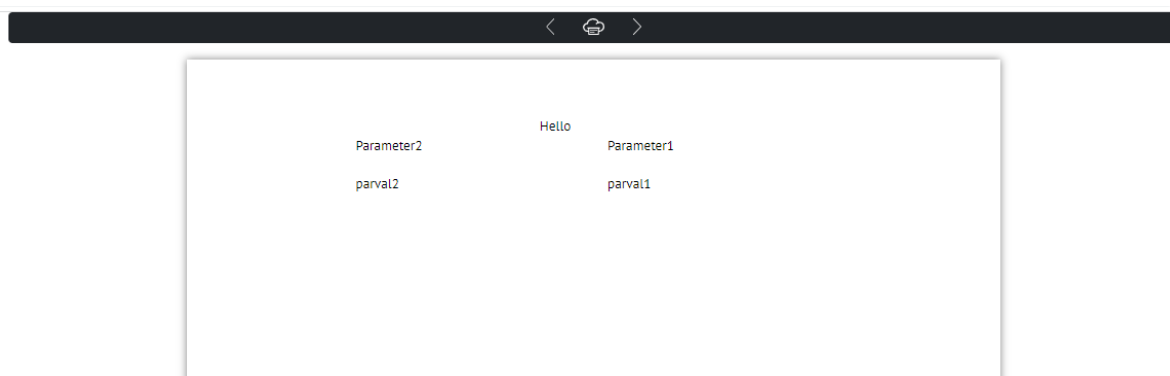
Report parameters added to static preview

Now you can set report parameters during preview. They are represented in the URL as follows:

`rp=Param1:parval1`, where `rp` is the query parameter, `Param1` is the name of the parameter from the report template, and `parval1` is the parameter value.

For example, the URL of the preview page with parameters can look like this:

```
https://fastreport.cloud/staticpreview/t/62bed678f0469b491580ea6c?rp=Parameter1:parval1&rp=Parameter2:parval2
```



Added a new type of transport task — uploading to an FTP/SFTP server

The [Task](#) system has been expanded with the ability to upload files to an FTP server.

The structure of the task object is represented by the following fields:

string FtpHost — ftp-server address;

int? FtpPort — ftp-server port;

string FtpUsername — ftp server username;

string FtpPassword — password;

string DestinationFolder — the path to the folder where the files will be uploaded;

bool? Archive — whether to place the files in an archive;

string ArchiveName — archive name;

bool UseSFTP - whether to use sftp.

Added recycle bin for deleted files

Now, when you click the delete button, the files do not disappear irretrievably, but are placed in the recycle bin. After that, you can empty the recycle bin or restore the files.

Templates > Recycle bin

Recover all

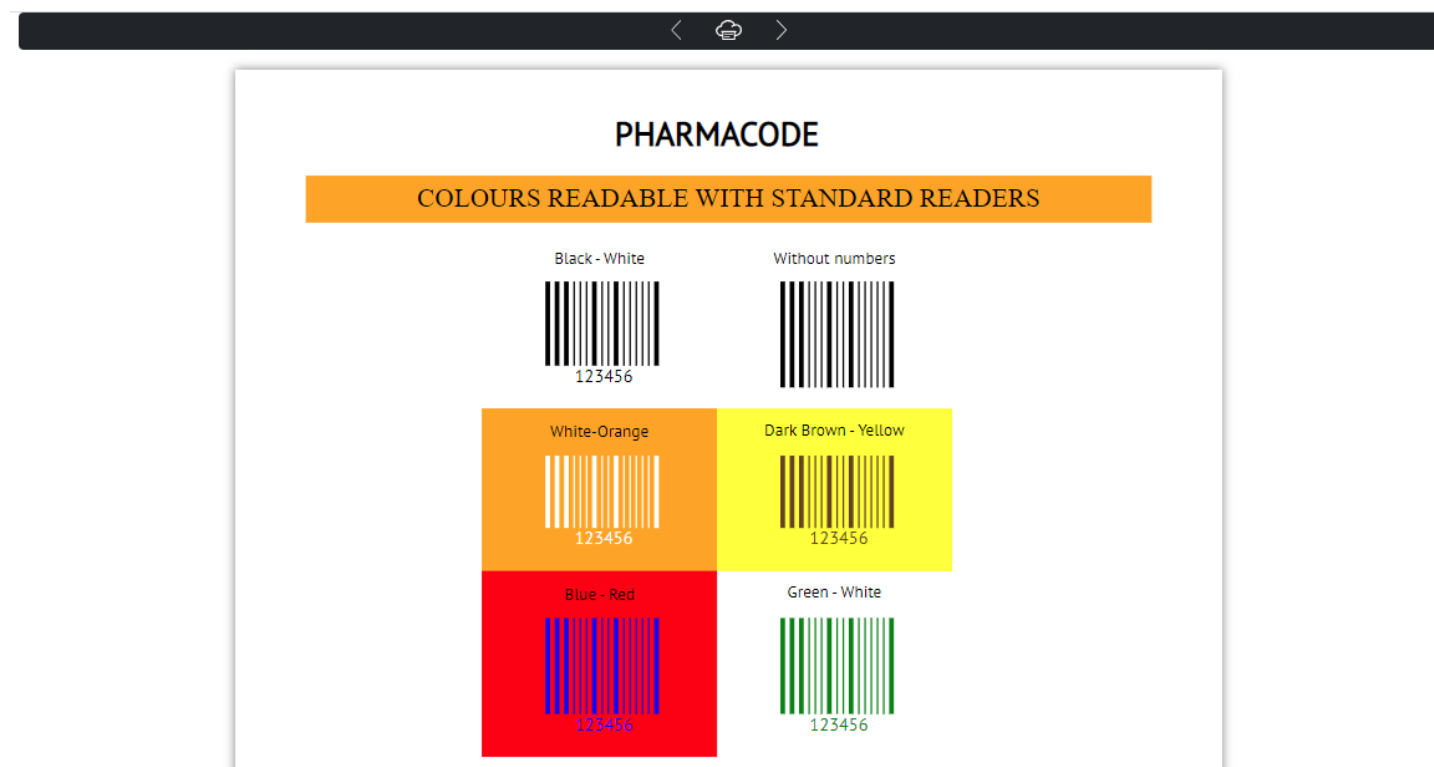
Clear bin

Search...

<div><div></div><div></div></div>	Name <div></div>	Size <div></div>	Last Update <div></div>
<div></div>	<div><div></div>Column Datasource.frx</div>	23929	7/20/2023
<div></div>	<div><div></div>Box.frx</div>	23476	7/20/2023

Added the ability to print a report from the preview window

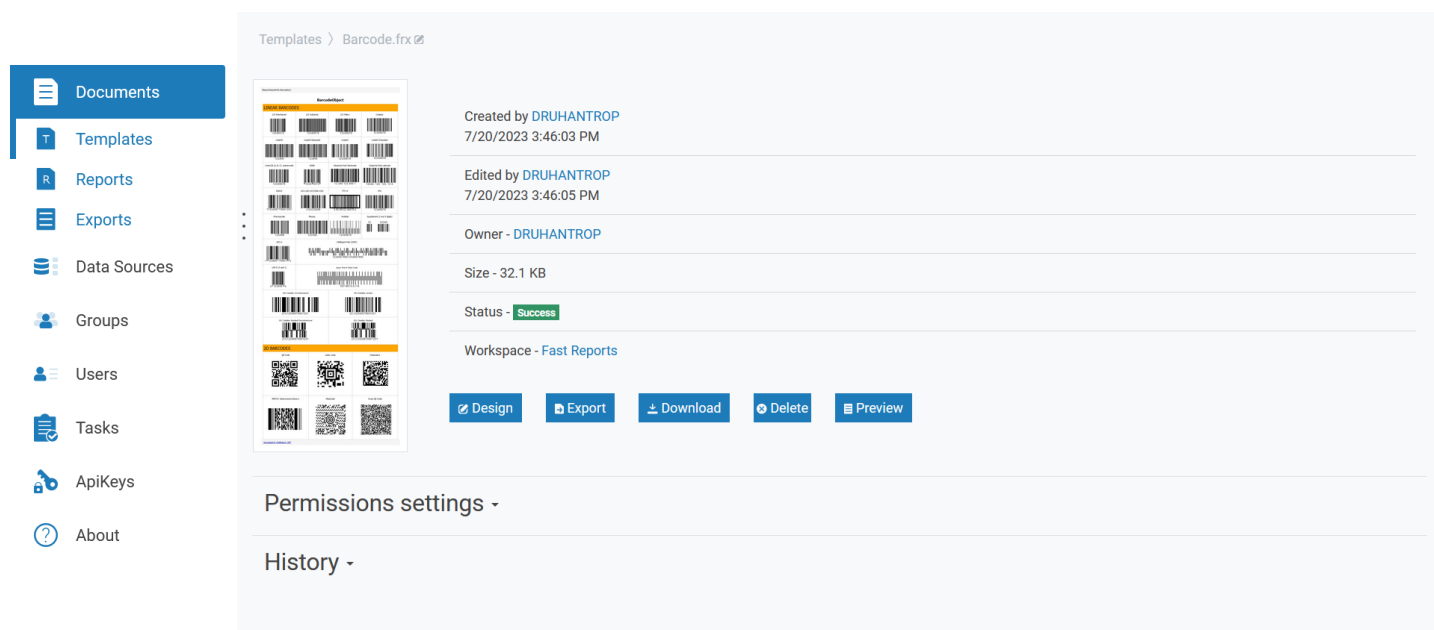
The preview window now has a report print button.



Added a hotkey system

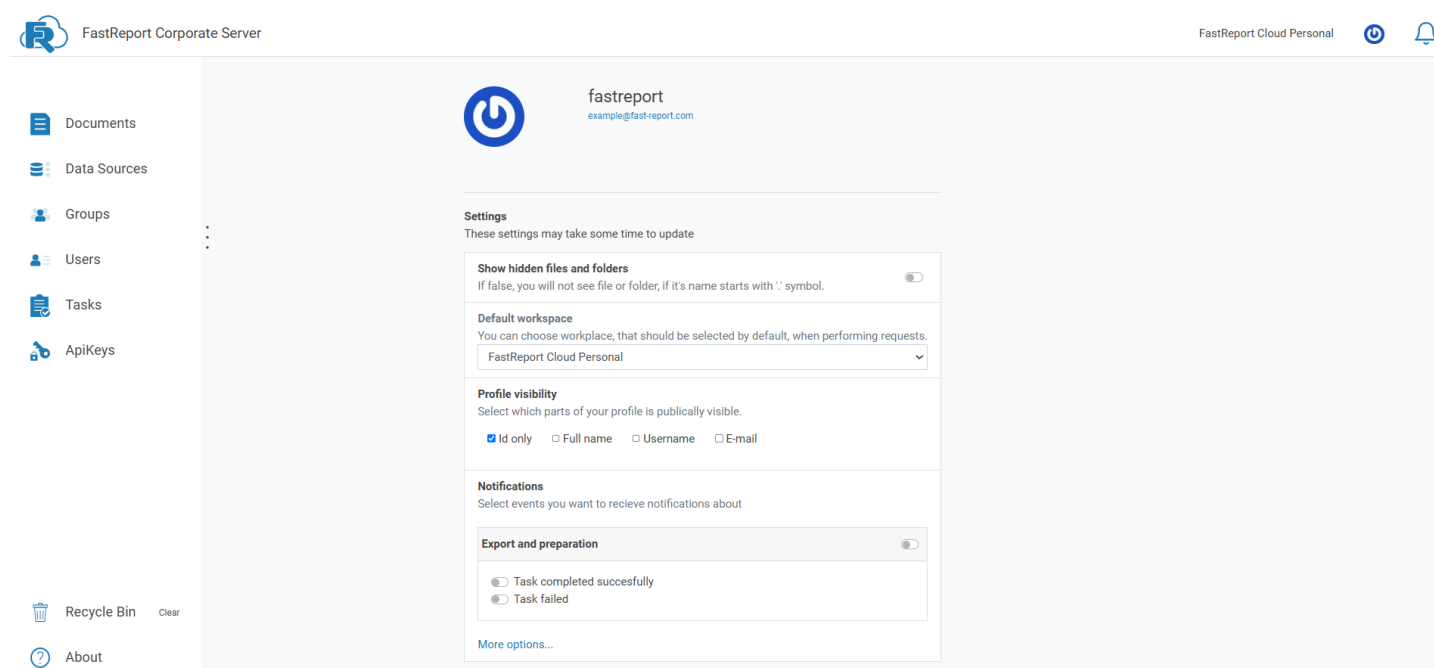
Now you can copy (Ctrl + C), cut (Ctrl + X), paste (Ctrl + V), delete (Del), rename (F2), select all (Ctrl + A), and deselect (Ctrl + D).

Added a page with detailed file information



For more details, please refer to the description of the [document](#) page.

Added a user settings page



For more details, please refer to the description of the [user profile](#) page.

Added a Tasks page

A [user interface](#) for the task system has been introduced.

Added a page with information about the workspace

Information about the workspace is presented on the corresponding [page](#).

Added connection string editors for all types of data sources

Edit connection string

protocol=https;host=cqsfhwgp9l.europe-west4

cqsfhwgp9l.europe-west4.gcp.clickhouse.c

8443

default

default

●●●●●●●●●●

☒ Use SSL

Test

Save

Added permanent localization set in the configuration file

In MainConfig, the InvariantLocale field has appeared. If you set a localization value (ru-RU, en-US, etc.) in it, the FastReport Corporate Server will start up in the specified language, regardless of the browser language.

Added documentation on installation through docker compose

Scripts have been added to deploy the server in a docker-compose environment.

Full list of changes:

[Backend]

- + added a limitation in the license for the use of permanent localization on the frontend
- + added a limitation in the license for the use of the Designer by anonymous users
- + added a limitation on the number of workspaces in the license key
- + added a limitation on the number of administrators in the license key
- + the showHiddenFilesAndFolders parameter in user settings is implemented on the backend
- + added report parameters to the static preview
- + added a link to your own logo and your own text in the footer (for copyright) to the server config
- + added a limitation on the use of White Label to the license key
- + added content update of the template in TemplatesController
- + added audit messages related to soft deletion
- + added messages related to errors in the license key
- + added a dialog window when restoring a file from the recycle bin
- + added a new type of transport task - uploading to an FTP/SFTP server
- + added more understandable error messages to the checker script
- + added a ProblemDetails object to error messages from the backend.
- * changed the logic of resetting properties in the UpdateTasksController method (if RecurrentRunTime < DateTime.UtcNow => the time in the database is reset).
- * now file checks during upload have become much stricter.
- * updated the FastReport version from 2022.2.5 to 2022.2.12.
- * now when re-previewing the report, staticpreview will load resources from the previous preview, which is much faster.
- * fixed all C# demos.
- * added a View button for the template context menu.
- * fixed a bug where creating a folder with a non-existent parent returned a 500 status code.
- * added file names to the admin panel audit.
- * added a user file recycle bin to the frontend.
- * added a recycle bin to the backend.

- * added a recycle bin to the backend.
- * removed the recursiveness parameter from folder actions, now they are always recursive.
- * removed the ability to delete the RootFolder in the admin panel.
- * now the files in the recycle bin are displayed correctly and cannot be lost.
- * added audit entries for actions in the admin file and folder controllers.
- * added the ability to filter files to FoldersController.GetFolders.
- * fixed the check of rights for tasks.
- fixed a bug that prevented API key authentication in the FastReport Corporate Server.
- now files and folders are restored to the parent folder by default.
- fixed an error where you could not rename a file in the admin panel.
- fixed a bug where you could create files and folders with the same names using the recycle bin.
- fixed a problem where the task format was reset after changing another parameter.
- returned a missing letter in the ru loc. for CL_SubscriptionsCountExceeded.
- fixed the bread crumbs on the schedule edit page.
- fixed an error where the audit returned 500 when drawing graphs.

[Common]

- + added permanent localization set in the configuration file
- + added a new configuration file for the python sdk to fix generation errors
- + added documentation on installation through docker compose
- + added C# SDK publication on nuget.org
- + added tests for Russian Linux distributions
- + added entity types for audits
- + added user panel documentation
- * added the ability to print a report from the preview window
- * updated the designer to version 2022.1.5
- * added a new icon
- fixed the encoding in the documentation
- fixed the documentation on deploying FastReport Corporate Server

[Frontend]

- + added a hotkey system, now you can copy (Ctrl + C), cut (Ctrl + X), paste (Ctrl + V), delete (Del), rename (F2), select all (Ctrl + A) and deselect (Ctrl + D)
- + added a page with a detailed description of the file, where you can perform any actions with this file
- + added a default user profile icon
- + added a user settings page
- + now users can see the file change history on the properties page
- + added a Tasks page
- + added a "Back" button in the exports dialog
- + added a button to open the folder in the export results dialog
- + added a dialog window for selecting the export folder
- + added tooltips for buttons that are not explicitly described
- + added an action when changing the workspace in the recycle bin
- + added the deleted parameter to the address bar
- + added a page with information about the workspace
- + added scrollbars to the admin panel
- + added the ability to select a workspace in the file view within the admin panel
- + added Detailed and Delete buttons to the group members page
- + added a Rename button to the workspace information page
- + added connection string editors for all types of data sources
- + added a window in the export dialog for error 403
- + added all search parameters in the admin panel to the address bar.
- * added a small margin in the list of users in the group.
- * removed duplicate fields on the schedule update page.
- * the Delete button on the documents page moves them to the recycle bin, in the recycle bin it deletes them.
- * more informative errors on the admin panel pages.
- * the file download dialog will now close automatically.
- * added a search by workspaces for files in the admin panel.
- * more informative admin panel errors.
- when requesting a cover rebuild (by clicking on it), it didn't update automatically.
- fixed a bug that caused the EmbedPictures property not to be applied in HTML export.
- fixed an error that could cause the file properties page to stop working.
- fixed a bug that caused the default subscription not to switch in the settings.
- fixed an error that caused the "create new data source" button to point to the wrong address.
- fixed the height and width of the preview window in the designer.
- removed the empty context menu in the recycle bin.

- fixed a bug with the ShowDeleted checkbox, when it didn't work on the first click.
- fixed the NullRef error and several shortcomings on the expired subscription page.
- fixed the empty context menu in the report and export recycle bins.
- fixed a bug that prevented user group permissions from being updated.
- fixed the move dialog.
- fixed pagination and double request for retrieval on the admin panel file pages.
- fixed the header of the window creation dialog.
- fixed pagination in the admin panel, added pagination variables to the link parameters, created a 404 page

FastReport Corporate Server 2022.2

Added API for task scheduler

With version 2022.2, it became possible to prepare, export, and send the results of your actions by email or to a webhook on a schedule.

There are 3 types of task execution:

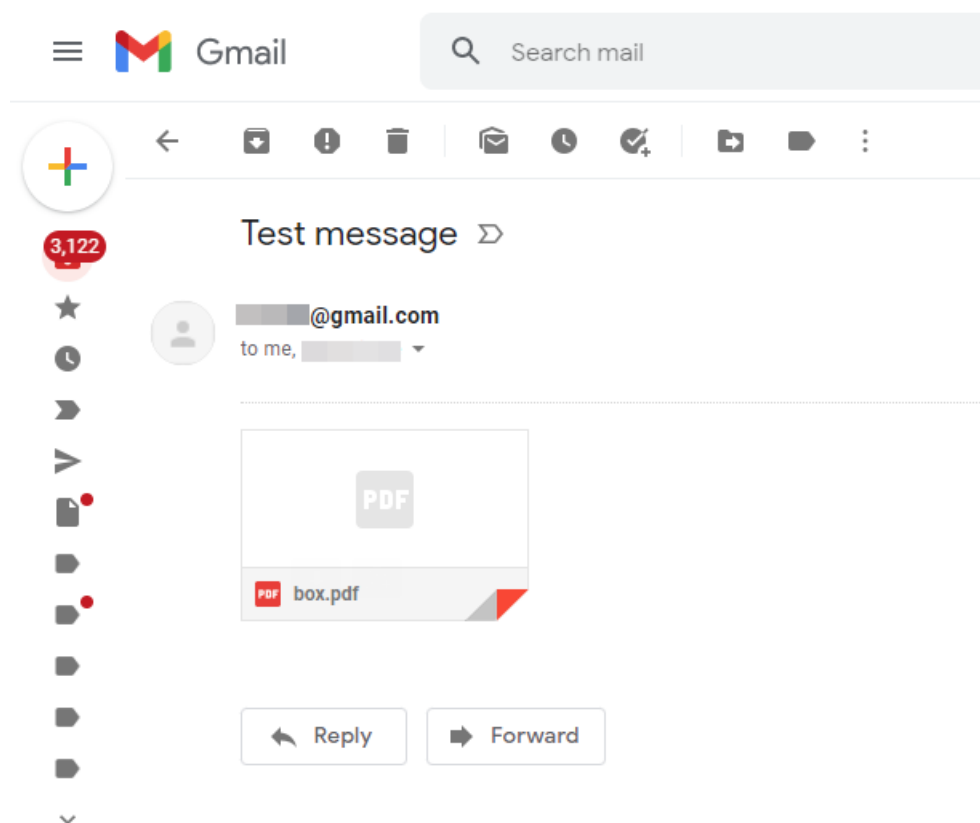
1. Fire-and-Forget — the task starts executing when the API method is called with its own id value.

The screenshot shows the FastReport API interface for running a task by ID. The URL bar indicates a POST request to `/api/tasks/{taskId}/run` with the description "Run a task by id". A "Try it out" button is visible. The "Parameters" section shows a table with columns "Name" and "Description". A parameter `taskId` is listed as a required string (path) with the description "task id". Below the table, there is a text input field containing the value "taskId - task id".

2. Delayed — runs the task at a specified time.
3. Recurrent — runs tasks on a schedule, using CRON expressions.

```
1  curl -X 'POST' \  
2    'https://fastreport.cloud/api/tasks' \  
3    -H 'accept: application/json' \  
4    -H 'Content-Type: application/json' \  
5    -d '{  
6      "type": "ExportTemplate",  
7      "name": "SendExportViaEmail",  
8      "inputFile": {  
9        "entityId": "608480a68b632c000135a128"  
10     },  
11     "transports": [  
12       {  
13         "type": "Email",  
14         "from": "test@fr.com",  
15         "to": ["user1@gmail.com", "user2@gmail.com"],  
16         "subject": "Test message",  
17         "EnableSsl": true,  
18         "username": "test@fr.com",  
19         "password": "password",  
20         "server": "smtp.fr.com",  
21         "port": 587  
22       }  
23     ],  
24     "format": "Pdf",  
25     "delayedRunTime": "2022-04-26T13:40:20.220Z",  
26     "cronExpression": "*/30 * * * *"  
27   }'
```

The screenshot above shows an example of sending a report export in PDF format to an email address every 30 minutes. The sending will also be done at the specified time.



You can try the API scheduler from the following link - {your_host_name}/api/swagger/index.html

Added Firebird connection

Now you can bind information from the Firebird database to your reports. For stable operation, you need to activate the WireCrypt property in firebird.conf.

Name	Type	Last Update	Status
MySQL connection	MySQL	8/17/2021	connected
JSON connection	JSON	10/14/2021	connected
Logs	JSON	10/19/2021	connected
JSON connection	JSON	12/26/2021	connected
stickerStats	JSON	12/30/2021	connected
PostgreSQL connection	Postgres	3/30/2022	connected
JSON connection	JSON	4/26/2022	connection error
MongoDB connection	MongoDB	4/26/2022	connected

Added connection to MongoDB

In addition to Firebird, we have set up a connection to access data from MongoDB. Just add it on the "Data" page of fast-report.com

Sources" page, and it will be available for use in the online designer.

	Name	Type	Last Update	Status
	MySQL connection	MySQL	8/17/2021	connected
	JSON connection	JSON	10/14/2021	connected
	Logs	JSON	10/19/2021	connected
	JSON connection	JSON	12/26/2021	connected
	stickerStats	JSON	12/30/2021	connected
	PostgreSQL connection	Postgres	3/30/2022	connected
	JSON connection	JSON	4/26/2022	connection error

Added JSON connection editing form

We have improved the connection to JSON, adding the ability to edit the text, schemas, and request headers.

	Name	Type	Last Update	Status
	MySQL connection	MySQL	8/17/2021	connected
	JSON connection	JSON	4/26/2022	Updating...
	Logs	JSON	10/19/2021	connected
	JSON connection	JSON	12/26/2021	Updating...
	stickerStats	JSON	12/30/2021	connected
	PostgreSQL connection	Postgres	3/30/2022	connected
	MongoDB connection	MongoDB	4/26/2022	connected
	Firebird connection	FirebirdDB	4/26/2022	connected

Change in default permission editing

In FastReport Corporate Server, there are 2 types of permissions:

- entity permissions;
- default permissions, which are used if the first type of permissions is not set.

With this update, you can edit permissions on the "Groups" page.

Groups

Add Group

Owner

devs

managers

buh

Other

Anon

Permissions

Users

Workspace Info

Information about the Workspace

Get info Get permissions info Edit Administrate

Documents

Templates, reports, exports and their folders

Get info Create Edit Remove Download

Data Sources

Connections to databases

Get info Create Edit Remove

Groups

Work with groups

Get info Create Edit Remove

Tasks

Work with tasks

Get info Create Edit Execute Remove

User management

User-related settings

A dialog for removing a user from a workspace has appeared

The button to remove a user (or leave, if trying to remove yourself) is available at: Groups -> Others -> Users.

Click on the name of the required user and you will see a confirmation window.

Groups

Add Group

Owner

devs

managers

buh

Test

Test 2

Testers

TestGroup

Other

Anon

Permissions

Users

All users of the workspace

5af5a8dc-8cb0-40f9-ac99-ca2533fa4491

Alexey Krakovtsev

DRUHANTROP

1124f62f-931d-4211-90b8-bfd04b0ee2cb

3a821040-8cad-40a4-bea3-1b0fcaf16c1d

f50d2634-505f-423e-8c0a-9fbff23b6f7f

Marat.Alaev

Zabbix Python Test

e.gopanokb6eec3e5

97883190-416f-4cd1-bf67-9686cc09c8c4

New PHP SDK with demo application

On our GitHub page, there are many SDKs available for development in various languages.

This list has been added with a set for working with PHP, which [is available at the following link..](#)

FastReports / FastReport-Cloud-PHPPublic

<> CodeIssuesPull requestsActionsProjectsWikiSecurityInsights

main1 branch0 tags

Go to fileAdd fileCode

Fast Reports sync 2021-12-10		44f64ab on Dec 10, 20212 commits
openapi-generator	sync 2021-12-10	5 months ago
docs	sync 2021-12-10	5 months ago
lib	sync 2021-12-10	5 months ago
test	sync 2021-12-10	5 months ago
.gitignore	sync 2021-12-10	5 months ago
.openapi-generator-ignore	sync 2021-12-10	5 months ago
.php_cs	sync 2021-12-10	5 months ago
.travis.yml	sync 2021-12-10	5 months ago
LICENSE	sync 2021-12-10	5 months ago
README.md	sync 2021-12-10	5 months ago
VERSION	sync 2021-12-10	5 months ago
composer.json	sync 2021-12-10	5 months ago
git_push.sh	sync 2021-12-10	5 months ago
phpunit.xml.dist	sync 2021-12-10	5 months ago

The demo application for using this SDK set is available [on our GitHub at the following link..](#)

FastReports / FastReport-CloudPublic

Edit PinsUnwatch5

mainFastReport-Cloud / PhpDemos / php-cloud-demo /

Go to fileAdd file...

Fast Reports sync 2022-04-26		f9466b7 12 seconds agoHistory
..		
idea	sync 2022-04-26	12 seconds ago
api	sync 2022-04-26	12 seconds ago
public	sync 2022-04-26	12 seconds ago
web	sync 2022-04-26	12 seconds ago
.gitignore	sync 2022-04-26	12 seconds ago
docker-compose.yml	sync 2022-04-26	12 seconds ago

Full list of changes:

[Backend]

- + added a font microservice that returns CSS styles by font name;
- + added permissions to the Task model (TaskModel);
- + added methods to get and change permissions in the TasksController;
- + added the ability to call webhooktask with headers;
- + added the ability to update Tasks from the API;
- + added a sorting function in the API file list request;
- + added support for firebird connections on the server (for them to work, the WireCrypt property in firebird.conf must be Enabled);
- + added license checking for FastReport Corporate Server;
- + added a scheduler with the ability to run delayed tasks;
- + added connection to MongoDB;
- + added the ability to run tasks on a schedule using CRON expressions;
- * now, when searching for files and folders, you can use regular expressions. To do this, set the useRegex parameter to true;
- * added logic to prevent the creation of files and folders with the same names (when uploading, copying, moving, exporting, preparing, renaming);
- fixed a rare error that caused the workers to stop working;
- fixed a bug where files were immediately set to the Success status upon creation;
- fixed a bug when preparing a thumbnail for an anonymous user;
- fixed a bug that caused incorrect thumbnails to be generated for FRX files;
- fixed a bug that sometimes caused MyPermissions to return a 500 error instead of the user's permissions;
- fixed a bug that caused the model permissions returned to be combined with the default permissions;
- fixed a bug that caused download errors to always return a 406 status code;
- fixed the launch of a sequence of the same tasks;
- fixed a bug that caused all data sources to always show their connection type as JSON;
- removed the HasSpaceOverdraft field from subscription plans and subscriptions;
- removed the Default service.

[Common]

- + added a PHP SDK toolkit and a demo application for it;
- + added a basic article on using Tasks via the REST API;
- * changed the description of the export and preparation folder id in the documentation;
- * replaced the red favicons with blue ones;

[Frontend]

- + added redirection from the /app/signin page if the user is already logged in;
- + added the display of a context menu when right-clicking on an empty space;
- + added the ability to change the default permissions in the admin panel;
- + added the management of Task permissions on the "Groups" page;
- + added an instructional video for getting started with the application, placed on the "About the Product" page;
- + added a dialog message after clicking on the bell when there are no notifications;
- + added the ability to set the folder name directly when creating it;
- + added a dialog for excluding a user. To exclude a user, click on them in the list of users in the workspace (the "Groups" tab);
- + added an interface for connecting to Firebird;
- + added a button to check the connection string before creating a data source;
- + added a form for creating a JSON connection;
- * the settings and scheduler menu items have been temporarily disabled;
- * the count of selected files is now much faster if the "Select All" button was not used;
- * deleting multiple files will no longer be interrupted if any file is not found;
- * added a description of user lists on the groups page;
- * right-clicking on an empty space on the page will now open a context menu with creation options;
- * now clicking outside the list of items will reset the selection;
- fixed an error with the missing subscription id when running a thumbnail prepare task;
- fixed a Null Reference error on the "Groups" page;
- fixed an error that prevented the thumbnail from being requested for the report;
- fixed the creation of an extra folder in the folder creation dialog;
- fixed a bug that caused multiple extra folders to be created when creating a folder;
- now the preview can show more correct error messages when they are detected;
- fixed the display of the file owner, now it correctly shows who the owner is.

Help and feedback

If you have any questions or suggestions, please let us know.

- Email: info@fast-report.com
- Website: <https://www.fast-report.com>