



# FastReport Viewer User Manual

Version 2024.1

© 2008-2024 Fast Reports Inc.

# Introduction

FastReport Viewer is a free software for viewing files produced by the FastReport report generation systems.

## FastReport family

The FastReport generators are developed by Fast Reports Inc. The first product was released in 1998.

FastReport generators can be connected to various DBMS or other data sources, including those generated directly in the code of an application. The report generator can perform various sorting, grouping and filtering operations on the input data to get the desired result.

FastReport generators are used in software development as additional modules that can be used by developers to implement the necessary functionality for generating documents, printing them and saving to files of different formats.

All FastReport generators can save prepared reports in their own formats (prepared report - FPX or FP3).

The following table lists the formats and the generators that generate them.

Extension (format)	Development platform	Report generator
FP3	Delphi VCL/FMX/Lazarus , C++ Builder	FastReport VCL (Lazarus), FastReport FMX
FPX	.NET Framework , Mono , .NET Core , .NET 5 , .NET 6	FastReport .NET, FastReport Mono, FastReport Open Source

In addition to libraries for embedding into the software under development, Fast Reports produces products for end users to connect to data sources, generate reports (documents) and save them to files in various formats:

- [FastReport Desktop](#) - software package to automate the development and construction of reports, includes a scheduler;
- [FastReport for DBA](#) - is a software package for database administrators that includes a scheduler and a report manager.

The programs listed above can generate files that can be viewed with the FastReport Viewer. They also contain viewers bundled with them.

Also supported file formats can be generated by web applications that use the products:

- FastReport VCL Enterprise;
- FastReport .NET;
- FastReport .NET Core;
- FastReport Open Source.

## Package Contents

Let's look at the package of FastReport Viewer for the Windows operating system (the package for other operating systems may have different file names).

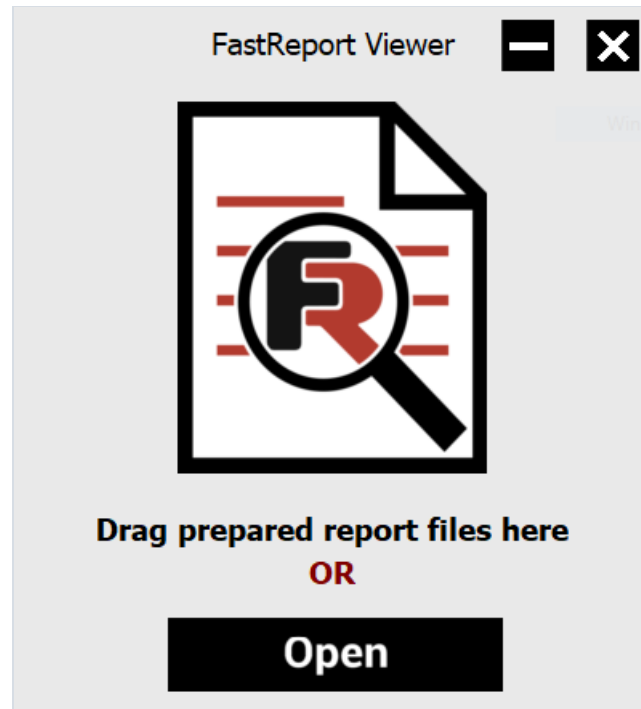
The installation folder contains the following files:

## Fine

## Purpose

FormatSelector.exe

A program to determine the file format and automatically open the desired program for viewing. The program registers in the system for all supported file extensions.



FP3, FPX

FastReportFMX\_Viewer.exe

Prepared Report file viewer for [FastReport FMX](#)

**Improved cells** You can tune up each element to build perfect-looking tables.

Salary	Year				
Name	1999	2000	2001	2002	Grand Total
Ann	3 300,00 P	2 700,00 P	3 100,00 P	1 700,00 P	10 800,00 P
Ben	3 900,00 P	2 100,00 P		1 800,00 P	7 800,00 P
Catherine	6 100,00 P	3 200,00 P			9 300,00 P
Den		3 999,00 P	8 100,00 P		12 099,00 P
<b>Grand Total</b>	<b>13 300,00 P</b>	<b>11 999,00 P</b>	<b>11 200,00 P</b>	<b>3 500,00 P</b>	<b>39 999,00 P</b>

**Side-by-side crosses** Use Cross object's NextCross property to link it to the next cross-tab. The NextCrossGap property determines the gap between crosses.

Name	Salary					Days				
	1999	2000	2001	2002	Grand Total	1999	2000	2001	2002	Grand Total
Ann	3 300,00 P	2 700,00 P	3 100,00 P	1 700,00 P	10 800,00 P	3	3	4	2	12
Ben	3 900,00 P	2 100,00 P		1 800,00 P	7 800,00 P	4	2		2	8
Catherine	6 100,00 P	3 200,00 P			9 300,00 P	6	3			9
Den		3 999,00 P	8 100,00 P		12 099,00 P	4	7			11
<b>Grand Total</b>	<b>13 300,00 P</b>	<b>11 999,00 P</b>	<b>11 200,00 P</b>	<b>3 500,00 P</b>	<b>39 999,00 P</b>	<b>13</b>	<b>12</b>	<b>11</b>	<b>4</b>	<b>40</b>

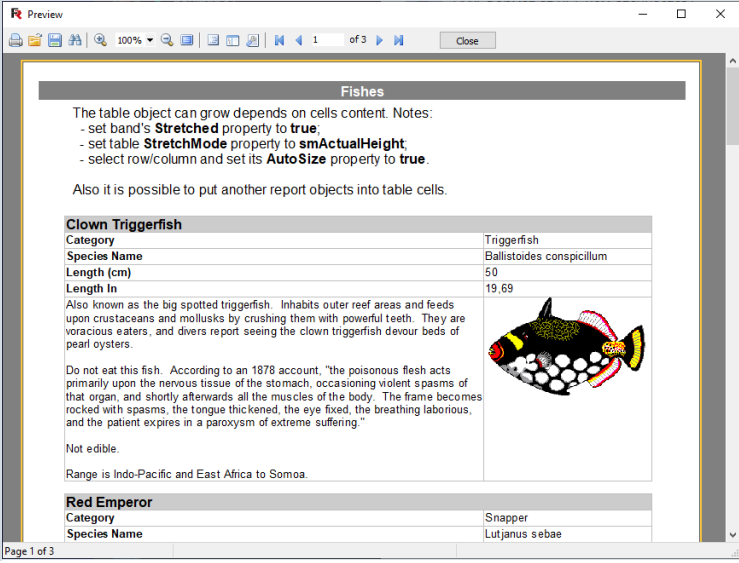
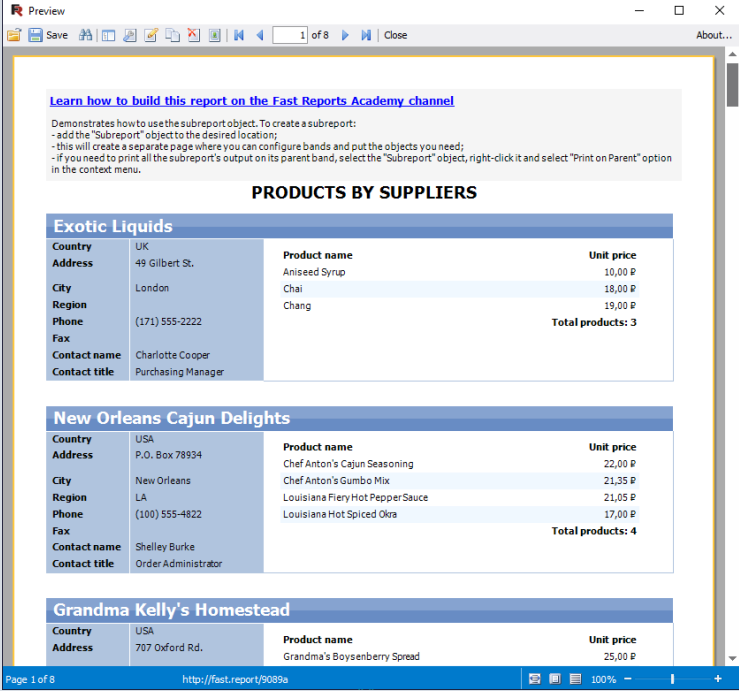
**Resize the cross-tab cells manually** By default, cross-tab is resized automatically. If you set its AutoSize property to False, you can resize each table element manually.

Page 1 of 2

FP3

Fine

Purpose

<p>FastReportVCL_Viewer.exe</p>	<p>Prepared Report file viewer for <b>FastReport VCL/Lazarus</b></p>  <p>The screenshot shows a 'Preview' window with a toolbar. The report content includes:</p> <p><b>Fishes</b></p> <p>The table object can grow depends on cells content. Notes:</p> <ul style="list-style-type: none"> <li>- set band's <b>Stretched</b> property to <b>true</b>.</li> <li>- set table <b>StretchMode</b> property to <b>smActualHeight</b>.</li> <li>- select row/column and set its <b>AutoSize</b> property to <b>true</b>.</li> </ul> <p>Also it is possible to put another report objects into table cells.</p> <p><b>Clown Triggerfish</b></p> <table border="1"> <tr><td>Category</td><td>Triggerfish</td></tr> <tr><td>Species Name</td><td>Ballistoides conspicillum</td></tr> <tr><td>Length (cm)</td><td>50</td></tr> <tr><td>Length In</td><td>19,69</td></tr> </table> <p>Also known as the big spotted triggerfish. Inhabits outer reef areas and feeds upon crustaceans and mollusks by crushing them with powerful teeth. They are voracious eaters, and divers report seeing the clown triggerfish devour beds of pearl oysters.</p> <p>Do not eat this fish. According to an 1878 account, "the poisonous flesh acts primarily upon the nervous tissue of the stomach, occasioning violent spasms of that organ, and shortly afterwards all the muscles of the body. The frame becomes rocked with spasms, the tongue thickened, the eye fixed, the breathing laborious, and the patient expires in a paroxysm of extreme suffering."</p> <p>Not edible.</p> <p>Range is Indo-Pacific and East Africa to Samoa.</p> <p><b>Red Emperor</b></p> <table border="1"> <tr><td>Category</td><td>Snapper</td></tr> <tr><td>Species Name</td><td>Lutjanus sebae</td></tr> </table> <p>Page 1 of 3</p>	Category	Triggerfish	Species Name	Ballistoides conspicillum	Length (cm)	50	Length In	19,69	Category	Snapper	Species Name	Lutjanus sebae	<p>FP3</p>																																																												
Category	Triggerfish																																																																									
Species Name	Ballistoides conspicillum																																																																									
Length (cm)	50																																																																									
Length In	19,69																																																																									
Category	Snapper																																																																									
Species Name	Lutjanus sebae																																																																									
<p>Viewer.exe</p>	<p>Prepared Report file viewer for <b>FastReport .NET/Mono</b></p>  <p>The screenshot shows a 'Preview' window with a toolbar. The report content includes:</p> <p><a href="#">Learn how to build this report on the Fast Reports Academy channel</a></p> <p>Demonstrates how to use the subreport object. To create a subreport:</p> <ul style="list-style-type: none"> <li>- add the "Subreport" object to the desired location;</li> <li>- this will create a separate page where you can configure bands and put the objects you need;</li> <li>- if you need to print all the subreport's output on its parent band, select the "Subreport" object, right-click it and select "Print on Parent" option in the context menu.</li> </ul> <p><b>PRODUCTS BY SUPPLIERS</b></p> <p><b>Exotic Liquids</b></p> <table border="1"> <tr><td>Country</td><td>UK</td><td>Product name</td><td>Unit price</td></tr> <tr><td>Address</td><td>49 Gilbert St.</td><td>Aniseed Syrup</td><td>10,00 P</td></tr> <tr><td>City</td><td>London</td><td>Chai</td><td>18,00 P</td></tr> <tr><td>Region</td><td></td><td>Chang</td><td>19,00 P</td></tr> <tr><td>Phone</td><td>(171) 555-2222</td><td colspan="2"><b>Total products: 3</b></td></tr> <tr><td>Fax</td><td></td><td></td><td></td></tr> <tr><td>Contact name</td><td>Charlotte Cooper</td><td></td><td></td></tr> <tr><td>Contact title</td><td>Purchasing Manager</td><td></td><td></td></tr> </table> <p><b>New Orleans Cajun Delights</b></p> <table border="1"> <tr><td>Country</td><td>USA</td><td>Product name</td><td>Unit price</td></tr> <tr><td>Address</td><td>P.O. Box 78934</td><td>Chef Anton's Cajun Seasoning</td><td>22,00 P</td></tr> <tr><td>City</td><td>New Orleans</td><td>Chef Anton's Gumbo Mix</td><td>21,35 P</td></tr> <tr><td>Region</td><td>LA</td><td>Louisiana Fiery Hot Pepper Sauce</td><td>21,05 P</td></tr> <tr><td>Phone</td><td>(100) 555-4822</td><td>Louisiana Hot Spiced Okra</td><td>17,00 P</td></tr> <tr><td>Fax</td><td></td><td colspan="2"><b>Total products: 4</b></td></tr> <tr><td>Contact name</td><td>Shelley Burke</td><td></td><td></td></tr> <tr><td>Contact title</td><td>Order Administrator</td><td></td><td></td></tr> </table> <p><b>Grandma Kelly's Homestead</b></p> <table border="1"> <tr><td>Country</td><td>USA</td><td>Product name</td><td>Unit price</td></tr> <tr><td>Address</td><td>707 Oxford Rd.</td><td>Grandma's Boysenberry Spread</td><td>25,00 P</td></tr> </table> <p>Page 1 of 8 <a href="http://fastreport.V9089a">http://fastreport.V9089a</a></p>	Country	UK	Product name	Unit price	Address	49 Gilbert St.	Aniseed Syrup	10,00 P	City	London	Chai	18,00 P	Region		Chang	19,00 P	Phone	(171) 555-2222	<b>Total products: 3</b>		Fax				Contact name	Charlotte Cooper			Contact title	Purchasing Manager			Country	USA	Product name	Unit price	Address	P.O. Box 78934	Chef Anton's Cajun Seasoning	22,00 P	City	New Orleans	Chef Anton's Gumbo Mix	21,35 P	Region	LA	Louisiana Fiery Hot Pepper Sauce	21,05 P	Phone	(100) 555-4822	Louisiana Hot Spiced Okra	17,00 P	Fax		<b>Total products: 4</b>		Contact name	Shelley Burke			Contact title	Order Administrator			Country	USA	Product name	Unit price	Address	707 Oxford Rd.	Grandma's Boysenberry Spread	25,00 P	<p>FPX</p>
Country	UK	Product name	Unit price																																																																							
Address	49 Gilbert St.	Aniseed Syrup	10,00 P																																																																							
City	London	Chai	18,00 P																																																																							
Region		Chang	19,00 P																																																																							
Phone	(171) 555-2222	<b>Total products: 3</b>																																																																								
Fax																																																																										
Contact name	Charlotte Cooper																																																																									
Contact title	Purchasing Manager																																																																									
Country	USA	Product name	Unit price																																																																							
Address	P.O. Box 78934	Chef Anton's Cajun Seasoning	22,00 P																																																																							
City	New Orleans	Chef Anton's Gumbo Mix	21,35 P																																																																							
Region	LA	Louisiana Fiery Hot Pepper Sauce	21,05 P																																																																							
Phone	(100) 555-4822	Louisiana Hot Spiced Okra	17,00 P																																																																							
Fax		<b>Total products: 4</b>																																																																								
Contact name	Shelley Burke																																																																									
Contact title	Order Administrator																																																																									
Country	USA	Product name	Unit price																																																																							
Address	707 Oxford Rd.	Grandma's Boysenberry Spread	25,00 P																																																																							

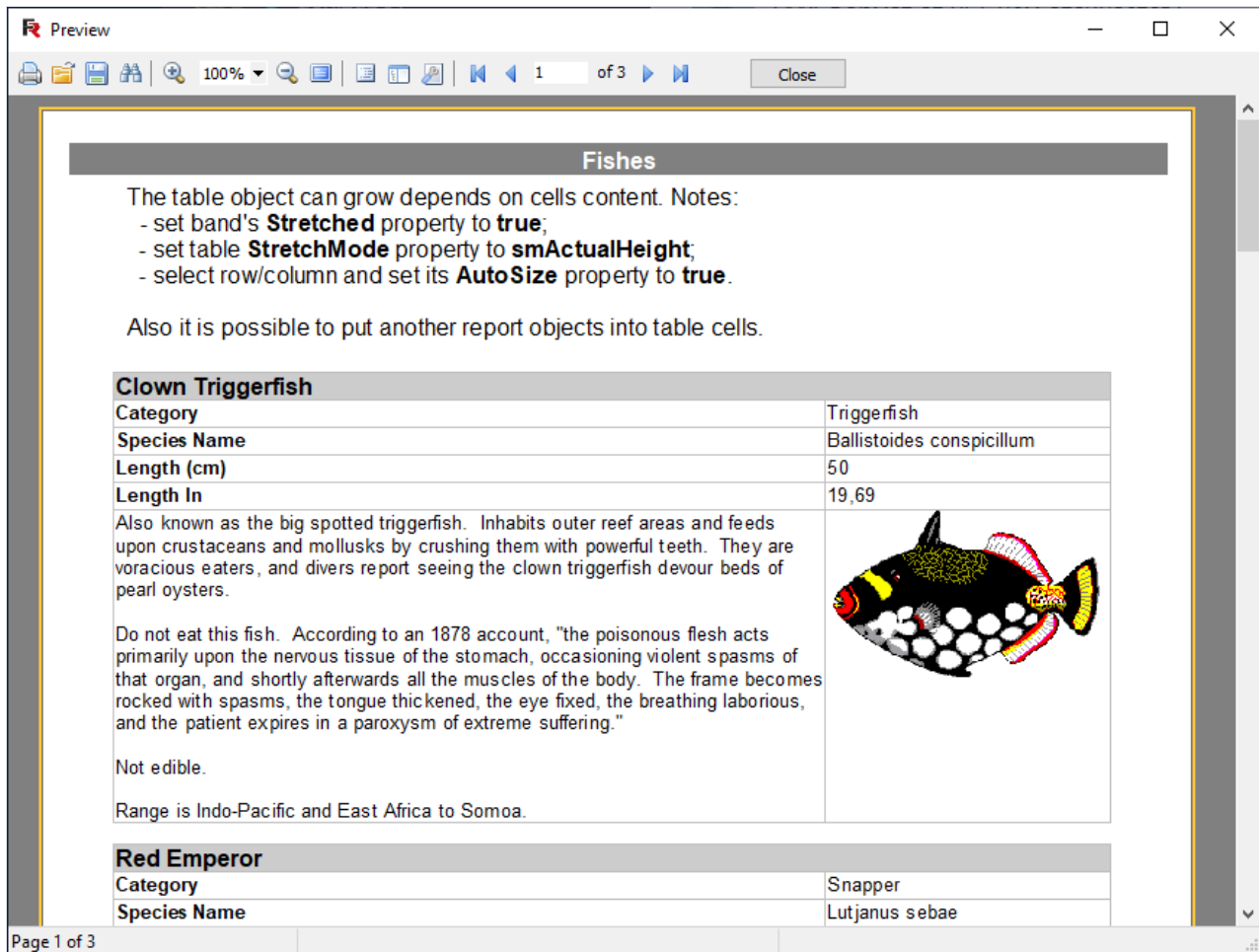
**Attention!** The FP3 file formats of the report generators for VCL and FMX differ in structure. It is recommended to use `FormatSelecior.exe` program to switch to the desired viewer.

## Limitations

The file viewers included in the package can only view files. They cannot print and save files (convert) to other file formats. If you need to print or convert prepared report files - [contact the developers](#).






# FastReport VCL / Lazarus (\*.fp3) viewer















The program `FastReportVCL_Viewer.exe` opens and views files in FP3 format.



The toolbar has the following buttons:

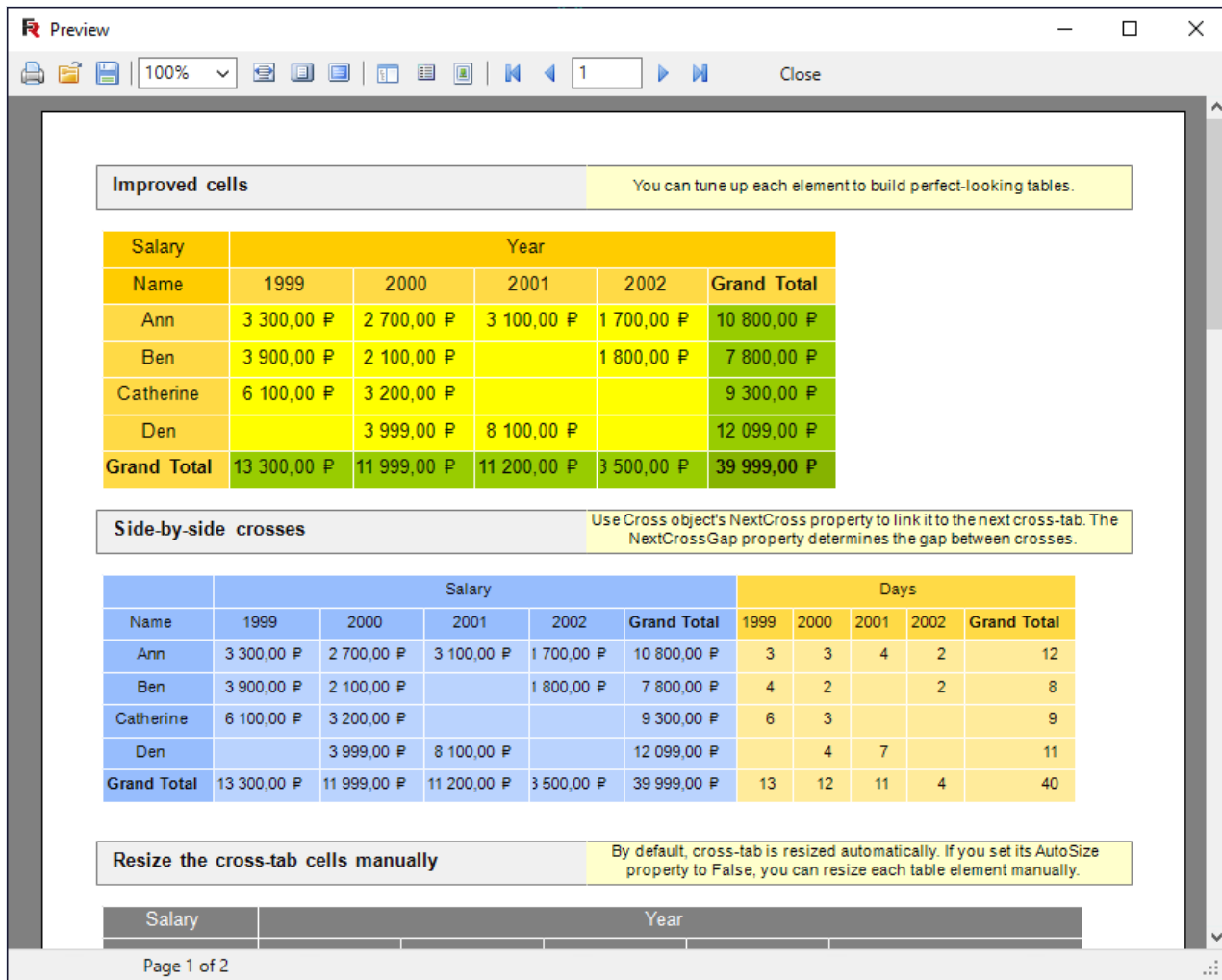


Icon	Title	Description
	Print Report	Prints the report. The keyboard shortcut is Ctrl+P (not available in FastReport Viewer).
	Open Report	Opens a file with the finished report (*.fp3).
	Save report	Saves the report to a file (*.fp3), or exports it to one of the supported formats (not available in FastReport Viewer).
	Export to PDF	Exports the report to an Adobe Acrobat file (*.pdf). This button is displayed if the appropriate export filter is set (not available in FastReport Viewer).
	Send by Mail	Exports the report in one of the supported formats and sends it by e-mail as an attachment. This button is displayed if the appropriate export filter is set (not available in FastReport Viewer).

Icon	Title	Description
	The text search	Search text in the report. The keyboard shortcut is Ctrl+F.
	Zoom	Zooms up.
	Scale	Select an arbitrary scale.
	Decrease	Decreases scale.
	Full Screen	Displays the report in full screen. Double-click the report to return to normal mode.
	Report tree	Shows or hides the report tree.
	Thumbnails	Shows or hides page thumbnails.
	Page properties	Page properties dialog box
	Edit Page	Edit current page.
	First page	Go to the first page of the report.
	Previous page	Go to the previous page of the report.
	Page Number	Go to the report page with the specified number. Enter the number and press Enter.
	Next page	Go to the next page of the report.
	Last page	Go to the last page of the report.
<b>Close</b>	Close window	Close the preview window.










# FastReport FMX (\*.fp3) viewer

The program `FastReportFMX_Viewer.exe` opens and views files in FP3 format.



The toolbar has the following buttons:

Icon	Title	Description
	Print Report	Prints the report. The keyboard shortcut is Ctrl+P. (not available in FastReport Viewer)
	Open Report	Opens a file with the finished report (*.fp3).
	Save report	Saves the report to a file (*.fp3), or exports it to one of the supported formats. (not available in FastReport Viewer)
	Search text	Search text in the report. The keyboard shortcut is Ctrl+F.
	Zoom	Zoom.
	Scale	Select an arbitrary scale.
	Decrease	Decreases scale.

Icon	Title	Description
	Full Screen	Displays the report in full screen. Double-click the report to return to normal mode.
	Report tree	Shows or hides the report tree.
	Thumbnails	Shows or hides page thumbnails.
	Page properties	Page properties dialog box.
	First page	Go to the first page of the report.
	Previous page	Go to the previous page of the report.
	Page Number	Go to the report page with the specified number. Enter the number and press Enter.
	Next page	Go to the next page of the report.
	Last page	Go to the last page of the report.
<b>Close</b>	Close window	Close the preview window.



# FastReport .NET (\*.fpx) viewer

The program `Viewer.exe` opens and views files in FPX format.

**Learn how to build this report on the Fast Reports Academy channel**

Demonstrates how to use the subreport object. To create a subreport:

- add the "Subreport" object to the desired location;
- this will create a separate page where you can configure bands and put the objects you need;
- if you need to print all the subreport's output on its parent band, select the "Subreport" object, right-click it and select "Print on Parent" option in the context menu.

### PRODUCTS BY SUPPLIERS

#### Exotic Liquids

<b>Country</b>	UK	<b>Product name</b>	<b>Unit price</b>
<b>Address</b>	49 Gilbert St.	Aniseed Syrup	10,00 P
<b>City</b>	London	Chai	18,00 P
<b>Region</b>		Chang	19,00 P
<b>Phone</b>	(171) 555-2222	<b>Total products: 3</b>	
<b>Fax</b>			
<b>Contact name</b>	Charlotte Cooper		
<b>Contact title</b>	Purchasing Manager		

#### New Orleans Cajun Delights

<b>Country</b>	USA	<b>Product name</b>	<b>Unit price</b>
<b>Address</b>	P.O. Box 78934	Chef Anton's Cajun Seasoning	22,00 P
<b>City</b>	New Orleans	Chef Anton's Gumbo Mix	21,35 P
<b>Region</b>	LA	Louisiana Fiery Hot Pepper Sauce	21,05 P
<b>Phone</b>	(100) 555-4822	Louisiana Hot Spiced Okra	17,00 P
<b>Fax</b>		<b>Total products: 4</b>	
<b>Contact name</b>	Shelley Burke		
<b>Contact title</b>	Order Administrator		

#### Grandma Kelly's Homestead











<b>Country</b>	USA	<b>Product name</b>	<b>Unit price</b>
<b>Address</b>	707 Oxford Rd.	Grandma's Boysenberry Spread	25,00 P

Page 1 of 8      http://fast.report/9089a      100%

The toolbar has the following buttons:



Button	Description
	Print report (not available in FastReport Viewer).
	Open the finished report file in FPX format.
	Save the report in one of the supported formats (not available in FastReport Viewer).

Button	Description
	Send the report by email (not available in FastReport Viewer).
	search text in report.
	Shows or hides the structure of the report.
	Enables page settings.
	Edit current report page.
	Edit watermark settings.
	Go to the first page of the report.
	Go to the previous page of the report.
<b>1</b>	Go to the specified page of the report. Enter the number and press Enter.
	Go to the next page of the report.
	Go to the last page of the report.

You can use the following shortcuts:

Key	Description
<b>Ctrl+P</b>	Print report.
<b>Ctrl+F</b>	Find text.
<b>PageUp, PageDown</b>	Swipe up/down.
<b>Home</b>	Go to the first page.
<b>End</b>	Go to last page.
<b>Esc</b>	Close the viewing window.

# Minimum system requirements

The minimum system requirements to install and use FastReport Viewer:

- Operating system MS Windows 7-10, Windows Server 2012-2019;
- CPU 1 ГГц;
- RAM 512 Мб;
- Installed [.NET Framework 4.5 and newer](#).

# Contacts and support

You can always ask questions about using the product at [email](#), or by using [website form](#).

We also welcome your suggestions on how to improve our product.